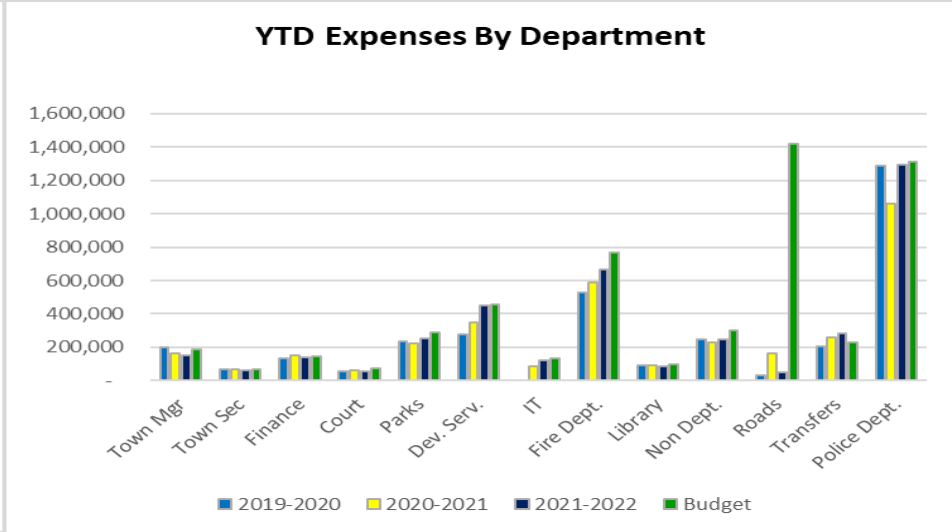
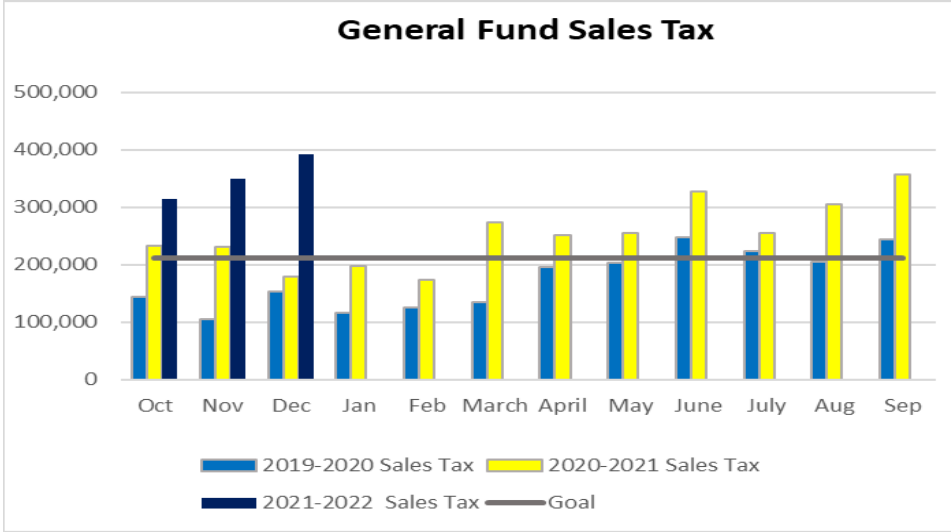
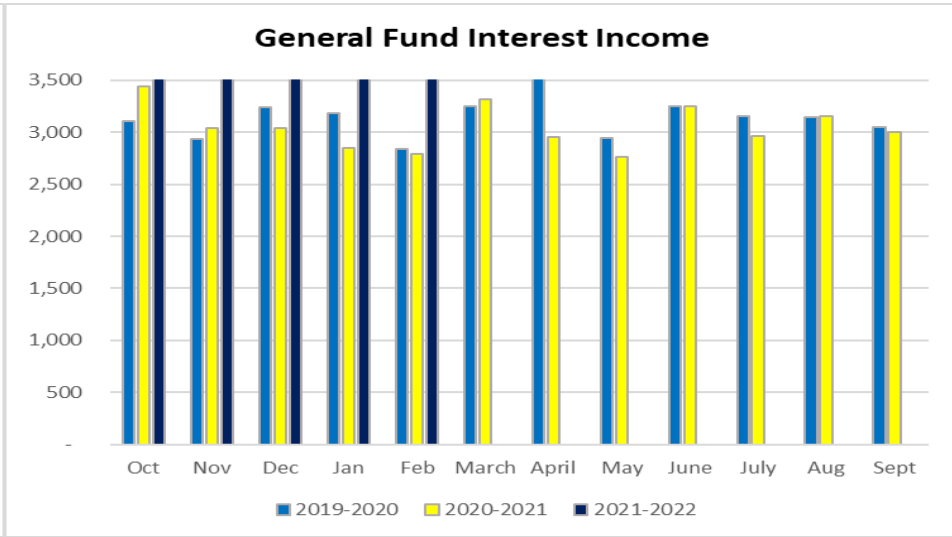
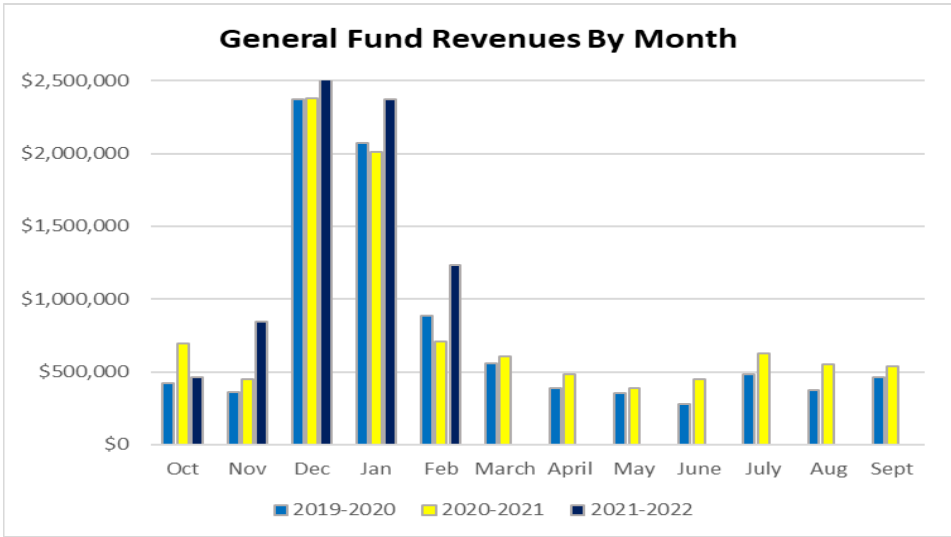


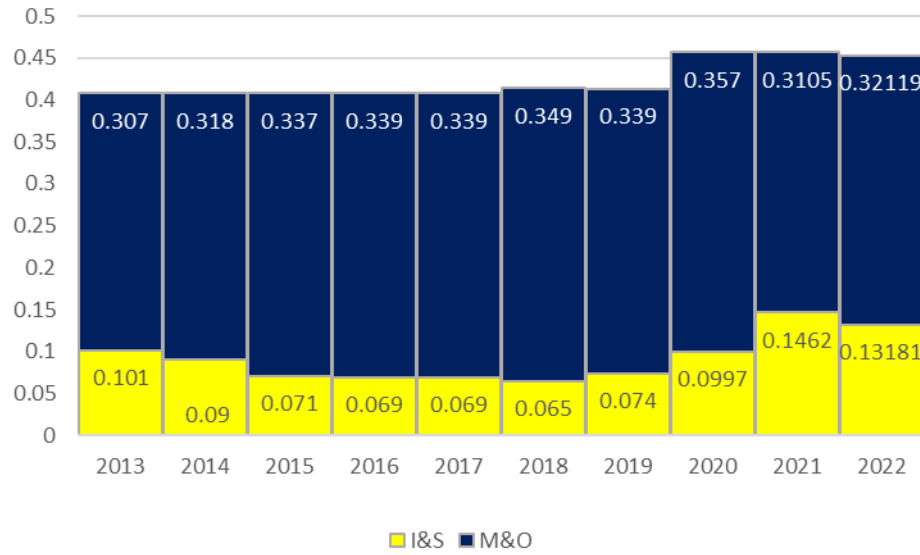


Monthly Report: February 2022

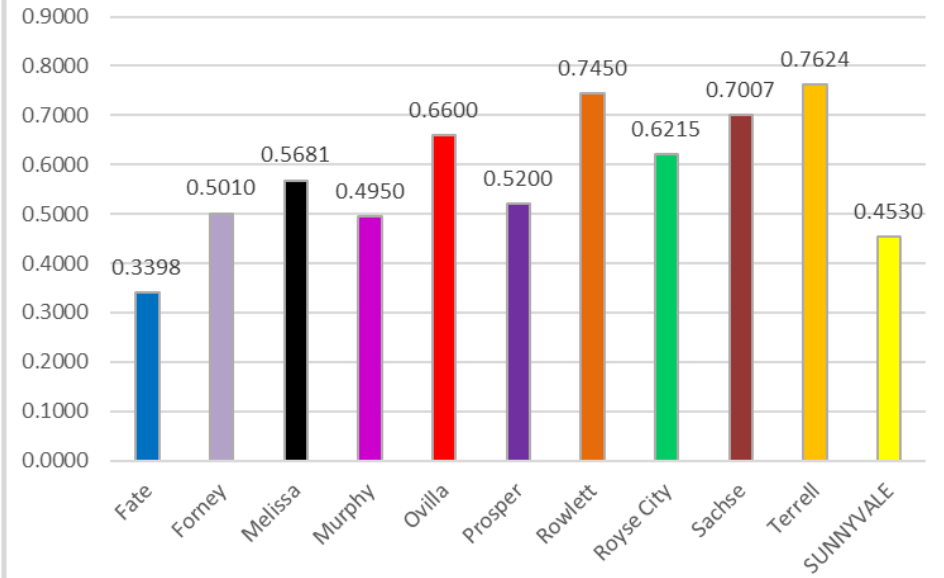
Department: Finance



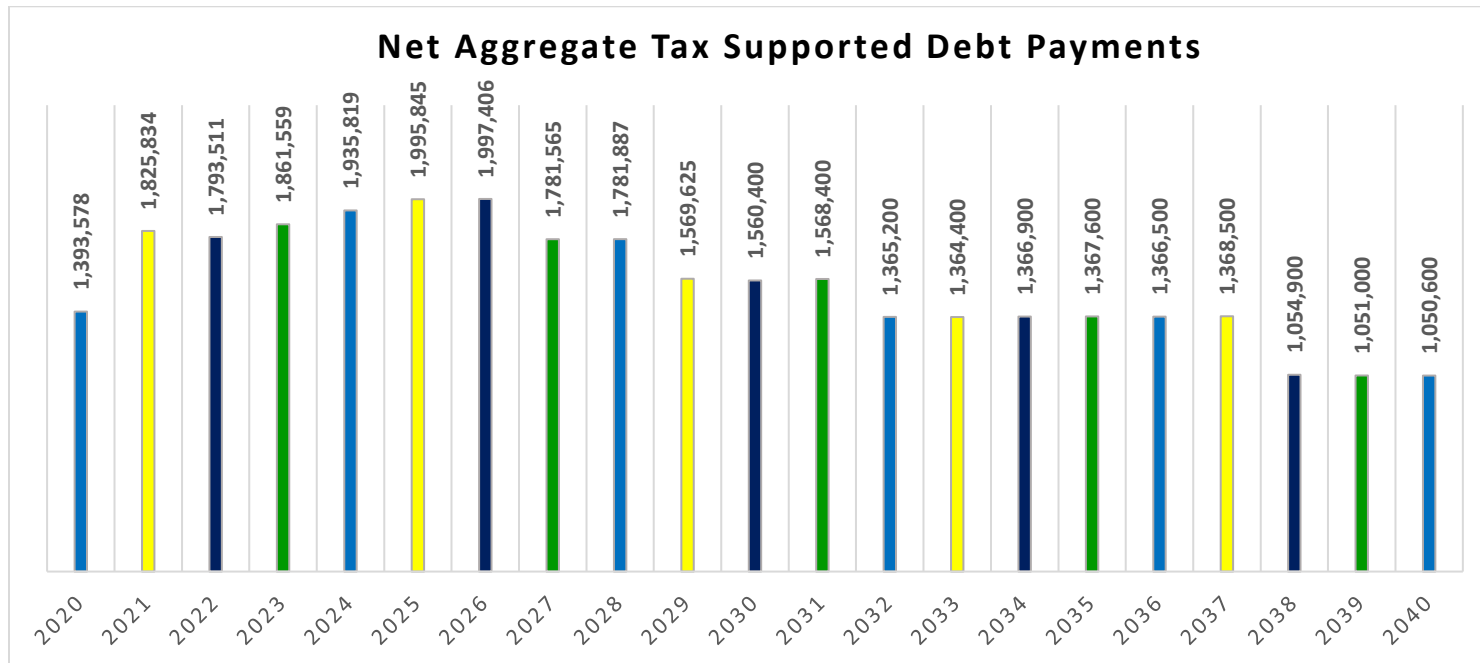
Tax Rate Components



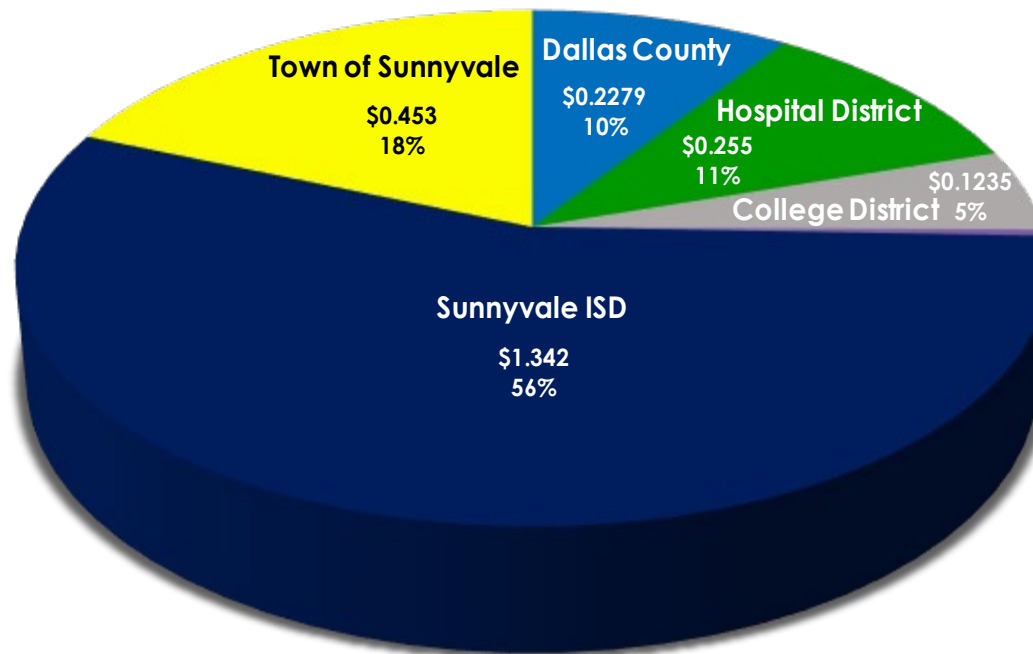
FY 2022 Property Tax Rate Comparison




Net Aggregate Tax Supported Debt Payments



2021 Property Tax Rate Components \$2.4114



All Fund Balance Summaries February 28, 2022 *

	Beginning		2021-2022				Revenues		Ending Fund
	Fund	2021-2022	Bond	Transfer In	2021-2022	Transfers	Over/Under	To/From	Balance
	Balance	Revenues	Proceeds		Expenses	Out/Due To	Expenditures	Assigned	
11 General Fund - Unassigned	8,481,545	7,098,605		347,524	(3,857,390)		3,588,739		12,070,284
11 General Fund - Assigned	1,053,557			170,000					1,223,557
12 General Fund Economic Development	1,880,596	5,843			(1,858)		3,985		1,884,581
21 Waterworks Fund Working Capital	4,229,878	2,507,986			(2,236,645)	(125,000)	146,341		4,376,219
24 Debt Service Fund	426,548	1,899,869			(1,450,437)		449,433		875,980
25 Roadway Impact Fund	1,891,100	239,928			(568,418)		(328,489)		1,562,610
28 Water/Sewer Impact Fund	2,361,330	222,650			(176,468)		46,182		2,407,512
72 CIP - Police Department 2019 TN's	1,595,431				0		0		1,595,431
72 CIP - Collins Road 2017 CO's	24	0			0		0		24
72 CIP - Drainage Impr. 2019 CO's	5,693,849	259			(394,291)		(394,032)		5,299,816
72 CIP - Fire Station 2020 CO's	5,336,871	241			(834,470)		(834,229)		4,502,642
72 CIP - Sewer Lines 2020 CO's	2,611,614	143			(722,655)		(722,512)		1,889,101
72 CIP - TBD Infracture 2020 CO's	1,635,048	74			(120,554)		(120,480)		1,514,568
91-4A - Long Term Obligations	376,048				(25,000)		(25,000)		351,048
92 4B Economic Development Corp	2,991,060	497,878			(172,461)	(222,524)	102,892		3,093,952
93 Homestead Amenities Fund	340,064	1,057					1,057		341,120
97 Special Revenue	972,966	11,830			(97,767)	9,675	(76,262)		896,704
98 PEG Capital Access Fund	70,106	218					218		70,324
Totals	41,947,633	12,486,579	0	517,524	(10,658,414)	(337,849)	1,837,841		43,955,473

* Note: Beginning fund balances are subject to change until the Audit is complete.

Key Achievements and Projects for the Month of February 2022

- 1 Submitted Budget Book to GFOA for Distinguished Budget Award consideration.
- 2 Ongoing work with external auditors for fiscal year end 2021.
- 4 Prepared Debt service payments for February 15, 2022.
- 5 Sales Tax trending up from targeted goal primarily due to construction, manufacturing, and new business.
- 6 Interest income relatively unchanged from prior month.
- 7 Met with Sunnyvale Police department regarding asset seizure protocol.
- 8 Expenditures are fluctuating from the budget as a result of the timing of certain expenses.
Staff will continue to monitor the trends.

**TOWN OF SUNNYVALE
INVESTMENT REPORT
February 28, 2022**

INVESTMENT TYPE	DESCRIPTION	MATURITY		RATE CHANGE	INVESTMENT VALUE	INVESTMENT VALUE	NET CHANGE	
		DATE	RATE		2/28/2022	1/31/2022		
General Fund	Checking Account	N/A	0.00%		3,790,001	4,202,798	-412,797	
General Fund	Money Market	N/A	0.75%	0.00%	8,497,357	8,492,470	4,887	
General Fund - Collins Road Improvements	TexSTAR -MM	N/A	0.01%	0.00%	7	7	0	
Tax Notes - Public Safety/Infrastructure	Checking Account	N/A	0.00%		1,595,431	1,595,431	0	
General Fund - 2019 CO's Drainage Imp	TexSTAR -MM	N/A	0.01%	0.00%	5,737,163	5,737,118	46	
General Fund - 2020 CO's	TexSTAR -MM	N/A	0.01%	0.00%	1,635,122	1,635,109	13	
General Fund - 2020 CO's Sewer Lines	TexSTAR -MM	N/A	0.01%	0.00%	3,163,442	3,163,417	25	
General Fund - 2020 CO's Fire Station	TexSTAR -MM	N/A	0.01%	0.00%	5,337,111	5,337,069	43	
General Fund Economic Development	Money Market	N/A	0.75%	0.00%	1,886,438	1,885,354	1,085	
11 Ledger					General Fund Total	31,642,073	32,048,772	-406,699
Road Impact Fees	Money Market	N/A	0.75%	0.00%	2,296,803	2,261,733	35,070	
25 Ledger					Road Impact Fund Total	2,296,803	2,261,733	35,070
Debt Service	Money Market	N/A	0.75%	0.00%	1,002,392	2,118,753	-1,116,360	
24 Ledger					Debt Service Fund Total	1,002,392	2,118,753	-1,116,360
General Fund Grand Total \$					34,941,269	36,429,258	-1,487,989	
Debt Service 24 Ledger (2021-2022 Debt payments)	2013 Refi Town Hall, Bridge, SC, WL			2019 Tax Notes Police Force	2020 CO's Series 2020			
	2/15/2022	200,000		2/15/2022	520,000		20,000	
	8/15/2022	45,000		8/15/2022	43,740		263,900	
		245,000			563,740		283,900	
	2020 Refi Water Tower			Series 2017 Collins Road Expansion	Series 2019 CO's Series 2019			
	2/15/2022	150,000		2/15/2022	185,000			
	8/15/2022	52,700		8/15/2022	133,075	8/15/2022	217,350	
		202,700			318,075		217,350	
Water Revenue Fund	Checking Account	N/A	0.00%		1,877,207	2,016,980	-139,773	
21 Ledger	Money Market	N/A	0.75%	0.00%	2,172,059	2,170,810	1,249	
					Water Revenue Fund Total	4,049,266	4,187,789	-138,524
Water Impact Fees:	Money Market	N/A	0.75%	0.00%	1,743,743	1,885,743	-142,000	
28 Ledger					Water Impact Fund Total	1,743,743	1,885,743	-142,000
Debt Service - Water Impact Fund	2013 Refi Water Line Improvements							
28 Ledger (2021-2022 Debt payments)	2/15/2022	160,000						
	8/15/2022	33,525						
		193,525						
Sewer Impact Fees:	Money Market	N/A	0.75%	0.00%	721,051	710,131	10,920	
28 Ledger					Sewer Impact Fund Total	721,051	710,131	10,920
Water Fund Grand Total					6,514,060	6,783,663	-269,603	
OTHER FUNDS:								
PEG Capital Access:	Money Market	N/A	0.75%	0.00%	70,324	70,284	40	
98 Ledger					Fund Total	70,324	70,284	40
Homestead Amenities:	Money Market	N/A	0.75%	0.00%	341,120	340,924	196	
93 Ledger					Fund Total	341,120	340,924	196
4A - Escrow:	4A Escrow Acct	N/A	0.00%		351,048	376,048	-25,000	
91 Ledger					Fund Total	351,048	376,048	-25,000
4B - Development:	Checking Acct	N/A	0.00%		1,727,688	1,632,057	95,631	
92 Ledger	Money Market	N/A	0.75%	0.00%	1,306,610	1,305,858	751	
					Fund Total	3,034,298	2,937,916	96,382

This report is prepared in accordance with Chapter 2256 of the Public Funds Investment Act (PFIA). Section 2256.023(a) of the PFIA states that "not less than quarterly, the investment officer shall prepare and submit to the governing body of the entity a written report of the investment transactions for all funds covered by this chapter for the preceding reporting period." This report, which covers the month ending February 28, 2022 is signed by the Town of Sunnyvale's Investment Officers and includes information required by the PFIA. These investment transactions were made in compliance with the PFIA and the Town of Sunnyvale's Investment Policy and Strategy.

Elizabeth Hopkins
Elizabeth Hopkins
Interim Finance Director



Town of Sunnyvale 4B Monthly Finance Report

February 28, 2022

Budget: Net Revenues/Expenses: Budget = \$ (1,063,289.00) Actual = \$ 102,892.28

Highlights:

Revenues:	MTD =	\$ 131,761.73	YTD =	\$ 497,877.53
Expenses:	MTD =	\$ 44,484.81	YTD =	\$ 394,985.25
Net:		\$ 87,276.92		\$ 102,892.28

Revenues: Sales Tax recorded YTD is \$493,830.59 (2 months accrual, 3 months actual). Year to date interest earned is \$4,046.94.

Expenses: The YTD expenses total \$394,985.25. The MTD expenses include routine payroll, Paradise Lawns (landscape maintenance at four corners), Adobe and Supermarket News (subscription renewals), Sunnyvale Chamber of Commerce (membership dues), MHS Planning (conceptual park planning), G and S Foods (performance agreement incentive).

4B EDC Fund Summary	Budget 2021-2022	As of 2/28/2022
Beginning Fund Balance (unaudited)	2,991,060	2,991,060
Revenue Summary		
Sales Tax	850,000	493,831
Interest	7,300	4,047
Total Revenues	857,300	497,878
Expenditure Summary		
Operating Expenditures	1,920,589	394,985
Total Expenditures	1,920,589	394,985
Excess or (Deficit) Revenue/Expenditures	(1,063,289)	102,892
Total Fund Balance	1,927,771	3,093,952

92 -4B SALES TAX CORPORATION

ACCOUNT #	ACCOUNT DESCRIPTION	BALANCE	
ASSETS			
=====			
92-1113	4B EDC BANK ACCT	3,029,203.81	
92-1441	SALES TAX ACCRUAL	141,667.66	
92-1700	DEFERRED OUTFLOWS	<u>14,387.00</u>	
			<u>3,185,258.47</u>
	TOTAL ASSETS		3,185,258.47
			=====
LIABILITIES			
=====			
92-2140	ACCRUED COMPENSATED ABSENCES	15,400.08	
92-2170	DEFERRED INFLOWS	5,276.00	
92-2181	DUE TO GENERAL FUND	48,519.37	
92-2700	NET PENSION LIABILITY	16,628.00	
92-2705	NET OPEB LIABILITY	<u>5,483.00</u>	
	TOTAL LIABILITIES		<u>91,306.45</u>
EQUITY			
=====			
92-3117	UNRESERVED FUND BALANCE	<u>2,991,059.74</u>	
	TOTAL BEGINNING EQUITY	2,991,059.74	
	TOTAL REVENUE	497,877.53	
	TOTAL EXPENSES	<u>394,985.25</u>	
	TOTAL REVENUE OVER/(UNDER) EXPENSES	102,892.28	
	TOTAL EQUITY & REV. OVER/(UNDER) EXP.		<u>3,093,952.02</u>
	TOTAL LIABILITIES, EQUITY & REV.OVER/(UNDER) EXP.		3,185,258.47
			=====

TOWN OF SUNNYVALE
 REVENUE & EXPENSE REPORT (UNAUDITED)
 AS OF: FEBRUARY 28TH, 2022

92 -4B SALES TAX CORPORATION
 FINANCIAL SUMMARY

41.67% OF FISCAL YEAR

	CURRENT BUDGET	CURRENT PERIOD	YEAR TO DATE ACTUAL	% OF BUDGET	BUDGET BALANCE
<u>REVENUE SUMMARY</u>					
5100-TAXES	850,000.00	131,010.34	493,830.59	58.10	356,169.41
5500-OTHER REVENUES	<u>7,300.00</u>	<u>751.39</u>	<u>4,046.94</u>	<u>55.44</u>	<u>3,253.06</u>
TOTAL REVENUES	<u>857,300.00</u>	<u>131,761.73</u>	<u>497,877.53</u>	<u>58.08</u>	<u>359,422.47</u>
<u>EXPENDITURE SUMMARY</u>					
92-4B SALES TAX CORPORATI	<u>1,920,589.00</u>	<u>44,484.81</u>	<u>394,985.25</u>	<u>20.57</u>	<u>1,525,603.75</u>
TOTAL EXPENDITURES	<u>1,920,589.00</u>	<u>44,484.81</u>	<u>394,985.25</u>	<u>20.57</u>	<u>1,525,603.75</u>
REVENUES OVER/(UNDER) EXPENDITURES	(1,063,289.00)	87,276.92	102,892.28		(1,166,181.28)

TOWN OF SUNNYVALE
 REVENUE & EXPENSE REPORT (UNAUDITED)
 AS OF: FEBRUARY 28TH, 2022

92 -4B SALES TAX CORPORATION

41.67% OF FISCAL YEAR

REVENUES	CURRENT BUDGET	CURRENT PERIOD	YEAR TO DATE ACTUAL	% OF BUDGET	BUDGET BALANCE
<hr/>					
<u>5100-TAXES</u>					
92-5140 SALES TAX RECEIPTS	<u>850,000.00</u>	<u>131,010.34</u>	<u>493,830.59</u>	<u>58.10</u>	<u>356,169.41</u>
TOTAL 5100-TAXES	850,000.00	131,010.34	493,830.59	58.10	356,169.41
<u>5400-TRANSFERS IN</u>	<u> </u>	<u> </u>	<u> </u>	<u> </u>	<u> </u>
<u>5500-OTHER REVENUES</u>					
92-5510 INTEREST EARNED	<u>7,300.00</u>	<u>751.39</u>	<u>4,046.94</u>	<u>55.44</u>	<u>3,253.06</u>
TOTAL 5500-OTHER REVENUES	7,300.00	751.39	4,046.94	55.44	3,253.06
<hr/>					
TOTAL REVENUES	<u>857,300.00</u>	<u>131,761.73</u>	<u>497,877.53</u>	<u>58.08</u>	<u>359,422.47</u>
	=====	=====	=====	=====	=====

TOWN OF SUNNYVALE
REVENUE & EXPENSE REPORT (UNAUDITED)
AS OF: FEBRUARY 28TH, 2022

92 -4B SALES TAX CORPORATION
92-4B SALES TAX CORPORATI

41.67% OF FISCAL YEAR

DEPARTMENTAL EXPENDITURES	CURRENT BUDGET	CURRENT PERIOD	YEAR TO DATE ACTUAL	% OF BUDGET	BUDGET BALANCE
<u>LABOR AND BENEFITS</u>					
92-692-6000 WAGES & SALARIES	113,350.00	7,503.08	39,925.65	35.22	73,424.35
92-692-6002 TMRS	12,550.00	960.36	5,146.53	41.01	7,403.47
92-692-6004 PAYROLL TAXES	9,600.00	599.40	3,178.76	33.11	6,421.24
92-692-6005 EMPLOYEE INSURANCE	7,850.00	23.88	3,335.14	42.49	4,514.86
92-692-6009 CAR/MILEAGE ALLOWANCE	<u>6,000.00</u>	<u>500.00</u>	<u>2,500.00</u>	<u>41.67</u>	<u>3,500.00</u>
TOTAL LABOR AND BENEFITS	149,350.00	9,586.72	54,086.08	36.21	95,263.92
<u>SUPPLIES AND MATERIALS</u>					
<u>CONTRACTUAL SERVICES</u>					
92-692-6370 MAINTENANCE AT FOUR CORNERS	13,000.00	807.91	4,039.55	31.07	8,960.45
92-692-6371 PROMOTIONAL SERVICES	85,000.00	0.00	9,083.00	10.69	75,917.00
92-692-6377 PARK MAINTENANCE	<u>80,000.00</u>	<u>0.00</u>	<u>11,102.24</u>	<u>13.88</u>	<u>68,897.76</u>
TOTAL CONTRACTUAL SERVICES	178,000.00	807.91	24,224.79	13.61	153,775.21
<u>TRAINING/DUES/SUBSCRIPT</u>					
92-692-6512 GENERAL OFFICE SUPPLIES	3,000.00	0.00	0.00	0.00	3,000.00
92-692-6513 DUES, SUBSCRIPTIONS, MEMBERSHI	<u>11,500.00</u>	<u>304.06</u>	<u>304.06</u>	<u>2.64</u>	<u>11,195.94</u>
TOTAL TRAINING/DUES/SUBSCRIPT	14,500.00	304.06	304.06	2.10	14,195.94
<u>CAPITAL OUTLAYS & PROJEC</u>					
92-692-6742 PLANNING	91,345.00	3,786.12	30,085.12	32.94	61,259.88
92-692-6751 LEGAL SERVICES	15,000.00	0.00	0.00	0.00	15,000.00
92-692-6830 OUTSIDE TRAINING EXPENSE	3,000.00	0.00	467.00	15.57	2,533.00
92-692-6890 OTHER MISCELLANEOUS EXPENSE	2,000.00	0.00	288.72	14.44	1,711.28
92-692-6891 TRANSFERS OUT INDIRECT COSTS	<u>222,524.00</u>	<u>0.00</u>	<u>222,524.00</u>	<u>100.00</u>	<u>0.00</u>
TOTAL CAPITAL OUTLAYS & PROJEC	333,869.00	3,786.12	253,364.84	75.89	80,504.16
<u>CAPITAL-BUILDING IMPROVEM</u>					
<u>CAPITAL-TOWN IMPROVEMENT</u>					
92-692-9210 INCENTIVES	628,456.00	30,000.00	30,000.00	4.77	598,456.00
92-692-9211 TOWN BEAUTIFICATION	50,000.00	0.00	0.00	0.00	50,000.00
92-692-9213 PARKS AND TRAILS	<u>64,591.00</u>	<u>0.00</u>	<u>5,365.48</u>	<u>8.31</u>	<u>59,225.52</u>
TOTAL CAPITAL-TOWN IMPROVEMENT	743,047.00	30,000.00	35,365.48	4.76	707,681.52
<u>MARKETING & INCENTIVES</u>					
<u>CAPITAL IMPROVEMENTS</u>					
<u>CAPITAL-PARK/REC IMPROVEM</u>					
92-692-9729 GLAZER PARK IMPROVEMENTS	486,823.00	0.00	27,400.00	5.63	459,423.00
92-692-9730 REGIONAL RAILS TO TRAILS	<u>15,000.00</u>	<u>0.00</u>	<u>240.00</u>	<u>1.60</u>	<u>14,760.00</u>
TOTAL CAPITAL-PARK/REC IMPROVEM	501,823.00	0.00	27,640.00	5.51	474,183.00
TOTAL 92-4B SALES TAX CORPORATI	1,920,589.00	44,484.81	394,985.25	20.57	1,525,603.75

TOWN OF SUNNYVALE
 REVENUE & EXPENSE REPORT (UNAUDITED)
 AS OF: FEBRUARY 28TH, 2022

92 -4B SALES TAX CORPORATION
 92-4B SALES TAX CORPORATI

41.67% OF FISCAL YEAR

DEPARTMENTAL EXPENDITURES	CURRENT BUDGET	CURRENT PERIOD	YEAR TO DATE ACTUAL	% OF BUDGET	BUDGET BALANCE
TOTAL EXPENDITURES	1,920,589.00	44,484.81	394,985.25	20.57	1,525,603.75
REVENUES OVER/(UNDER) EXPENDITURES	(1,063,289.00)	87,276.92	102,892.28		(1,166,181.28)

TOWN OF SUNNYVALE
 REVENUE & EXPENSE REPORT (UNAUDITED)
 AS OF: FEBRUARY 28TH, 2022

11 -GENERAL FUND
 FINANCIAL SUMMARY

41.67% OF FISCAL YEAR

	CURRENT BUDGET	CURRENT PERIOD	YEAR TO DATE ACTUAL	% OF BUDGET	BUDGET BALANCE
<u>REVENUE SUMMARY</u>					
5100-TAXES	8,301,342.00	1,043,596.50	6,316,390.89	76.09	1,984,951.11
5300-PERMITS, FEES & FINE	1,397,165.00	108,920.78	987,718.08	70.69	409,446.92
5500-OTHER REVENUES	<u>172,500.00</u>	<u>79,437.73</u>	<u>142,020.02</u>	<u>82.33</u>	<u>30,479.98</u>
TOTAL REVENUES	9,871,007.00	1,231,955.01	7,446,128.99	75.43	2,424,878.01
	=====	=====	=====	=====	=====
<u>EXPENDITURE SUMMARY</u>					
01-TOWN MGR	449,941.00	26,375.23	148,827.65	33.08	301,113.35
02-TOWN SECRETARY	158,824.00	14,368.61	63,631.82	40.06	95,192.18
03-FINANCE	352,975.00	16,202.08	141,898.68	40.20	211,076.32
04-COURT	171,721.00	11,955.56	55,247.40	32.17	116,473.60
05-PARKS & STREETS	699,703.00	33,643.32	251,906.78	36.00	447,796.22
06-DEVELOPMENT SERVICES	1,089,434.00	78,082.67	448,328.45	41.15	641,105.55
08-FIRE & EMS	1,849,406.00	110,990.39	665,167.58	35.97	1,184,238.42
09-LIBRARY	232,090.00	13,409.24	82,895.43	35.72	149,194.57
10-NON-DEPARTMENTAL	719,760.00	23,307.42	248,204.51	34.48	471,555.49
11-ROAD MAINTENANCE	3,407,045.00	2,688.48	52,742.83	1.55	3,354,302.17
12-TRANSFER OUT	548,000.00	8,870.03	284,459.00	51.91	263,541.00
13-IT	325,507.00	12,688.05	122,125.08	37.52	203,381.92
14-POLICE DEPARTMENT	<u>3,148,282.00</u>	<u>198,887.54</u>	<u>1,291,954.98</u>	<u>41.04</u>	<u>1,856,327.02</u>
TOTAL EXPENDITURES	13,152,688.00	551,468.62	3,857,390.19	29.33	9,295,297.81
	=====	=====	=====	=====	=====
REVENUES OVER/(UNDER) EXPENDITURES	(3,281,681.00)	680,486.39	3,588,738.80		(6,870,419.80)

TOWN OF SUNNYVALE
 REVENUE & EXPENSE REPORT (UNAUDITED)
 AS OF: FEBRUARY 28TH, 2022

11 -GENERAL FUND

41.67% OF FISCAL YEAR

REVENUES	CURRENT BUDGET	CURRENT PERIOD	YEAR TO DATE ACTUAL	% OF BUDGET	BUDGET BALANCE
<u>5100-TAXES</u>					
11-5111 CURRENT YEAR TAXES	4,685,842.00	599,752.13	4,703,428.49	100.38 (17,586.49)
11-5112 DELINQUENT TAXES - 1 YEAR	7,500.00	933.10	(77,965.37)	1,039.54-	85,465.37
11-5113 DELINQUENT TAXES - 2 YEARS	3,000.00	1,229.81	1,570.73	52.36	1,429.27
11-5114 DELINQUENT TAXES - 3 YEARS	2,500.00	0.00	459.69	18.39	2,040.31
11-5115 DELINQUENT TAXES-OVER 3 YEARS	2,500.00	98.34	841.63	33.67	1,658.37
11-5120 PENALTY & INTEREST AD VALOREM	18,000.00	4,378.15	5,604.90	31.14	12,395.10
11-5130 FRANCHISE TAXES - OTHER	90,000.00	13,896.12	13,912.74	15.46	76,087.26
11-5131 FRANCHISE TAXES - ELECTRIC	583,000.00	8,207.39	142,289.85	24.41	440,710.15
11-5132 FRANCHISE TAXES - GAS	188,000.00	0.00	0.00	0.00	188,000.00
11-5133 FRANCHISE - SOLID WASTE	109,000.00	21,289.46	41,827.58	38.37	67,172.42
11-5135 MIXED BEVERAGE TAX	12,000.00	781.00	2,928.87	24.41	9,071.13
11-5140 SALES TAX RECEIPTS	2,550,000.00	393,031.00	1,481,491.78	58.10	1,068,508.22
11-5143 SALES TAX INCENTIVE REVENUE	<u>50,000.00</u>	<u>0.00</u>	<u>0.00</u>	<u>0.00</u>	<u>50,000.00</u>
TOTAL 5100-TAXES	8,301,342.00	1,043,596.50	6,316,390.89	76.09	1,984,951.11
<u>5300-PERMITS, FEES & FINE</u>					
11-5311 BUILDING PERMITS	387,041.00	45,894.00	318,149.44	82.20	68,891.56
11-5312 ELEC/PLMBG/HEAT/AIR PERMITS	30,000.00	5,793.00	40,710.00	135.70 (10,710.00)
11-5313 ZONING & PLAT PERMITS	32,000.00	5,634.67	17,269.67	53.97	14,730.33
11-5314 HEALTH PERMITS	5,600.00	0.00	3,175.00	56.70	2,425.00
11-5315 OTHER PERMITS	45,000.00	12,144.92	68,772.19	152.83 (23,772.19)
11-5316 CONTRACTOR'S REGISTRATION FEES	18,300.00	1,500.00	9,150.00	50.00	9,150.00
11-5317 DEVELOPER 3% FEE FOR ENGINEER	0.00	0.00	8,081.02	0.00 (8,081.02)
11-5319 ENGINEERING RELATED FEES	4,000.00	0.00	2,950.00	73.75	1,050.00
11-5320 LAKEFRONT SUBLEASE PROGRAM	1,500.00	0.00	0.00	0.00	1,500.00
11-5321 LIBRARY FINES	700.00	0.00	528.15	75.45	171.85
11-5322 COURT FINES & FEES	285,000.00	16,036.49	79,880.32	28.03	205,119.68
11-5336 DSO ARREST/WARRANT FEES	55,000.00	2,499.55	12,524.88	22.77	42,475.12
11-5350 ADM.FEES/DEF DR FEES/OTHER FEE	28,000.00	426.51	3,673.32	13.12	24,326.68
11-5360 AMBULANCE BILLING REVENUE	145,000.00	17,501.64	69,040.09	47.61	75,959.91
11-5361 TOWN HALL/PARK RENTAL	7,900.00	990.00	4,405.00	55.76	3,495.00
11-5362 TOWN HALL CLEANING FEE	0.00	300.00	750.00	0.00 (750.00)
11-5363 ANIMAL CONTROL DONATIONS	700.00	0.00	0.00	0.00	700.00
11-5364 ANIMAL CONTROL/IMPOUND FEES	2,100.00	200.00	675.00	32.14	1,425.00
11-5365 CODE MOWING	1,800.00	0.00	460.00	25.56	1,340.00
11-5388 OPERATING TRANSFERS IN - WATER	125,000.00	0.00	125,000.00	100.00	0.00
11-5390 OPERATING TRANSFER IN 4B	<u>222,524.00</u>	<u>0.00</u>	<u>222,524.00</u>	<u>100.00</u>	<u>0.00</u>
TOTAL 5300-PERMITS, FEES & FINE	1,397,165.00	108,920.78	987,718.08	70.69	409,446.92
<u>5500-OTHER REVENUES</u>					
11-5510 INTEREST EARNED	36,000.00	4,921.30	26,305.83	73.07	9,694.17
11-5511 SRO CONTRACT	125,000.00	9,387.62	47,378.85	37.90	77,621.15
11-5513 GRANT REVENUE	6,000.00	0.00	620.00	10.33	5,380.00
11-5514 ARP ACT 2021 ELIGIBLE	0.00	58,731.40	58,731.40	0.00 (58,731.40)
11-5516 LIBRARY GRANT FUNDS	500.00	0.00	0.00	0.00	500.00
11-5520 MISCELLANEOUS REVENUE	5,000.00	6,397.41	8,904.74	178.09 (3,904.74)
11-5570 PRIOR YEAR ADJUSTMENT	<u>0.00</u>	<u>0.00</u>	<u>79.20</u>	<u>0.00</u> (<u>79.20</u>)
TOTAL 5500-OTHER REVENUES	172,500.00	79,437.73	142,020.02	82.33	30,479.98

TOWN OF SUNNYVALE
REVENUE & EXPENSE REPORT (UNAUDITED)
AS OF: FEBRUARY 28TH, 2022

11 -GENERAL FUND

41.67% OF FISCAL YEAR

REVENUES	CURRENT BUDGET	CURRENT PERIOD	YEAR TO DATE ACTUAL	% OF BUDGET	BUDGET BALANCE
TOTAL REVENUES	9,871,007.00	1,231,955.01	7,446,128.99	75.43	2,424,878.01

TOWN OF SUNNYVALE
REVENUE & EXPENSE REPORT (UNAUDITED)
AS OF: FEBRUARY 28TH, 2022

11 -GENERAL FUND
01-TOWN MGR

41.67% OF FISCAL YEAR

DEPARTMENTAL EXPENDITURES	CURRENT BUDGET	CURRENT PERIOD	YEAR TO DATE ACTUAL	% OF BUDGET	BUDGET BALANCE
<u>LABOR AND BENEFITS</u>					
11-601-6000 WAGES & SALARIES	245,874.00	15,557.28	97,172.99	39.52	148,701.01
11-601-6001 OVERTIME	500.00	0.00	0.00	0.00	500.00
11-601-6002 TMRS	31,418.00	411.92	7,564.79	24.08	23,853.21
11-601-6004 PAYROLL TAXES	20,029.00	254.91	2,014.37	10.06	18,014.63
11-601-6005 EMPLOYEE INSURANCE	15,700.00	10.58	6,333.92	40.34	9,366.08
11-601-6006 WORKERS COMPENSATION	1,260.00	0.00	820.26	65.10	439.74
11-601-6007 UNEMPLOYMENT	810.00	0.00	0.00	0.00	810.00
11-601-6008 OTHER COMPENSATION	5,000.00	0.00	673.05	13.46	4,326.95
11-601-6009 CAR/MILEAGE ALLOWANCE	<u>9,000.00</u>	<u>0.00</u>	<u>1,500.00</u>	<u>16.67</u>	<u>7,500.00</u>
TOTAL LABOR AND BENEFITS	329,591.00	16,234.69	116,079.38	35.22	213,511.62
<u>SUPPLIES AND MATERIALS</u>					
11-601-6103 TELEPHONE	<u>1,900.00</u>	<u>82.40</u>	<u>560.80</u>	<u>29.52</u>	<u>1,339.20</u>
TOTAL SUPPLIES AND MATERIALS	1,900.00	82.40	560.80	29.52	1,339.20
<u>CONTRACTUAL SERVICES</u>					
11-601-6401 PLANNING SERVICES	0.00	7,713.18	7,713.18	0.00 (7,713.18)
11-601-6402 LEGAL FEES	<u>90,000.00</u>	<u>0.00</u>	<u>12,911.00</u>	<u>14.35</u>	<u>77,089.00</u>
TOTAL CONTRACTUAL SERVICES	90,000.00	7,713.18	20,624.18	22.92	69,375.82
<u>TRAINING/DUES/SUBSCRIPT</u>					
11-601-6500 DUES AND SUBSCRIPTIONS	2,800.00	71.00	1,288.40	46.01	1,511.60
11-601-6501 TRAINING	6,100.00	684.96	2,475.54	40.58	3,624.46
11-601-6503 MAYOR & COUNCIL EXPENSE	<u>19,550.00</u>	<u>1,589.00</u>	<u>7,799.35</u>	<u>39.89</u>	<u>11,750.65</u>
TOTAL TRAINING/DUES/SUBSCRIPT	28,450.00	2,344.96	11,563.29	40.64	16,886.71
<u>CAPITAL OUTLAYS & PROJEC</u>					
TOTAL 01-TOWN MGR	449,941.00	26,375.23	148,827.65	33.08	301,113.35

TOWN OF SUNNYVALE
REVENUE & EXPENSE REPORT (UNAUDITED)
AS OF: FEBRUARY 28TH, 2022

11 -GENERAL FUND
02-TOWN SECRETARY

41.67% OF FISCAL YEAR

DEPARTMENTAL EXPENDITURES	CURRENT BUDGET	CURRENT PERIOD	YEAR TO DATE ACTUAL	% OF BUDGET	BUDGET BALANCE
<u>LABOR AND BENEFITS</u>					
11-602-6000 WAGES AND SALARIES	70,100.00	5,349.12	27,815.44	39.68	42,284.56
11-602-6002 TMRS	8,515.00	648.56	3,409.08	40.04	5,105.92
11-602-6004 PAYROLL TAXES	5,430.00	369.84	1,921.61	35.39	3,508.39
11-602-6005 EMPLOYEE INSURANCE	7,825.00	17.15	3,250.00	41.53	4,575.00
11-602-6006 WORKERS COMPENSATION	250.00	0.00	154.40	61.76	95.60
11-602-6007 UNEMPLOYMENT	270.00	0.00	0.00	0.00	270.00
11-602-6009 CAR/MILEAGE ALLOWANCE	<u>1,500.00</u>	<u>0.00</u>	<u>0.00</u>	<u>0.00</u>	<u>1,500.00</u>
TOTAL LABOR AND BENEFITS	93,890.00	6,384.67	36,550.53	38.93	57,339.47
<u>SUPPLIES AND MATERIALS</u>					
11-602-6103 TELEPHONE	1,220.00	82.40	463.85	38.02	756.15
11-602-6207 SMALL TOOL & EQUIPMENT	100.00	0.00	0.00	0.00	100.00
11-602-6208 AWARDS & PLAQUES	<u>1,500.00</u>	<u>467.40</u>	<u>661.45</u>	<u>44.10</u>	<u>838.55</u>
TOTAL SUPPLIES AND MATERIALS	2,820.00	549.80	1,125.30	39.90	1,694.70
<u>CONTRACTUAL SERVICES</u>					
11-602-6400 COLLECTION FEES	5,683.00	0.00	0.00	0.00	5,683.00
11-602-6404 APPRAISAL FEES	25,400.00	6,340.00	19,020.00	74.88	6,380.00
11-602-6406 ELECTION SERVICES	15,000.00	0.00	0.00	0.00	15,000.00
11-602-6407 ADVERTISING & LEGAL PUBLICATIO	5,000.00	424.14	1,478.78	29.58	3,521.22
11-602-6408 CODIFICATION/FILING FEES	<u>2,895.00</u>	<u>0.00</u>	<u>0.00</u>	<u>0.00</u>	<u>2,895.00</u>
TOTAL CONTRACTUAL SERVICES	53,978.00	6,764.14	20,498.78	37.98	33,479.22
<u>TRAINING/DUES/SUBSCRIPT</u>					
11-602-6500 DUES AND SUBSCRIPTIONS	5,211.00	360.00	4,893.50	93.91	317.50
11-602-6501 EMPLOYEE TRAINING	<u>2,925.00</u>	<u>310.00</u>	<u>563.71</u>	<u>19.27</u>	<u>2,361.29</u>
TOTAL TRAINING/DUES/SUBSCRIPT	8,136.00	670.00	5,457.21	67.07	2,678.79
<u>CAPITAL OUTLAYS & PROJEC</u>					
TOTAL 02-TOWN SECRETARY	158,824.00	14,368.61	63,631.82	40.06	95,192.18

TOWN OF SUNNYVALE
REVENUE & EXPENSE REPORT (UNAUDITED)
AS OF: FEBRUARY 28TH, 2022

11 -GENERAL FUND
03-FINANCE

41.67% OF FISCAL YEAR

DEPARTMENTAL EXPENDITURES	CURRENT BUDGET	CURRENT PERIOD	YEAR TO DATE ACTUAL	% OF BUDGET	BUDGET BALANCE
<u>LABOR AND BENEFITS</u>					
11-603-6000 WAGES AND SALARIES	217,650.00	14,244.32	89,841.54	41.28	127,808.46
11-603-6002 TMRS	27,900.00	1,183.72	10,482.83	37.57	17,417.17
11-603-6003 BUY BACK	13,550.00	0.00	3,153.53	23.27	10,396.47
11-603-6004 PAYROLL TAXES	17,800.00	749.58	6,573.45	36.93	11,226.55
11-603-6005 EMPLOYEE INSURANCE	19,600.00	24.46	7,645.91	39.01	11,954.09
11-603-6006 WORKERS COMPENSATION	730.00	0.00	521.11	71.38	208.89
11-603-6007 UNEMPLOYMENT	<u>675.00</u>	<u>0.00</u>	<u>0.00</u>	<u>0.00</u>	<u>675.00</u>
TOTAL LABOR AND BENEFITS	297,905.00	16,202.08	118,218.37	39.68	179,686.63
<u>SUPPLIES AND MATERIALS</u>					
11-603-6103 TELEPHONE/CABLE	720.00	0.00	193.90	26.93	526.10
11-603-6203 GENERAL OPERATING SUPPLIES	<u>350.00</u>	<u>0.00</u>	<u>99.00</u>	<u>28.29</u>	<u>251.00</u>
TOTAL SUPPLIES AND MATERIALS	1,070.00	0.00	292.90	27.37	777.10
<u>CONTRACTUAL SERVICES</u>					
11-603-6405 CONTRACTS - PROFESSIONAL SER	<u>50,000.00</u>	<u>0.00</u>	<u>22,210.00</u>	<u>44.42</u>	<u>27,790.00</u>
TOTAL CONTRACTUAL SERVICES	50,000.00	0.00	22,210.00	44.42	27,790.00
<u>TRAINING/DUES/SUBSCRIPT</u>					
11-603-6500 DUES AND SUBSCRIPTIONS	1,000.00	0.00	170.00	17.00	830.00
11-603-6501 EMPLOYEE TRAINING	<u>3,000.00</u>	<u>0.00</u>	<u>1,007.41</u>	<u>33.58</u>	<u>1,992.59</u>
TOTAL TRAINING/DUES/SUBSCRIPT	4,000.00	0.00	1,177.41	29.44	2,822.59
TOTAL 03-FINANCE	352,975.00	16,202.08	141,898.68	40.20	211,076.32

TOWN OF SUNNYVALE
 REVENUE & EXPENSE REPORT (UNAUDITED)
 AS OF: FEBRUARY 28TH, 2022

11 -GENERAL FUND
 04-COURT

41.67% OF FISCAL YEAR

DEPARTMENTAL EXPENDITURES	CURRENT BUDGET	CURRENT PERIOD	YEAR TO DATE ACTUAL	% OF BUDGET	BUDGET BALANCE
<u>LABOR AND BENEFITS</u>					
11-604-6000 WAGES AND SALARIES	73,600.00	5,560.01	29,991.14	40.75	43,608.86
11-604-6001 OVERTIME	500.00	0.00	78.19	15.64	421.81
11-604-6002 TMRS	8,890.00	667.20	3,648.14	41.04	5,241.86
11-604-6004 PAYROLL TAXES	5,700.00	420.83	2,277.05	39.95	3,422.95
11-604-6005 EMPLOYEE INSURANCE	15,700.00	17.82	6,493.22	41.36	9,206.78
11-604-6006 WORKERS COMPENSATION	330.00	0.00	164.05	49.71	165.95
11-604-6007 UNEMPLOYMENT	<u>540.00</u>	<u>0.00</u>	<u>0.00</u>	<u>0.00</u>	<u>540.00</u>
TOTAL LABOR AND BENEFITS	105,260.00	6,665.86	42,651.79	40.52	62,608.21
<u>SUPPLIES AND MATERIALS</u>					
11-604-6201 OFFICE SUPPLIES	<u>2,000.00</u>	<u>539.70</u>	<u>899.35</u>	<u>44.97</u>	<u>1,100.65</u>
TOTAL SUPPLIES AND MATERIALS	2,000.00	539.70	899.35	44.97	1,100.65
<u>CONTRACTUAL SERVICES</u>					
11-604-6402 LEGAL FEES & PROSECUTING ATTY	28,000.00	0.00	0.00	0.00	28,000.00
11-604-6406 MUNICIPAL COURT JUDGE	25,000.00	4,550.00	10,485.00	41.94	14,515.00
11-604-6407 JURY FEES	900.00	0.00	0.00	0.00	900.00
11-604-6408 OMNI-BASE COURT RELATED CHRGES	<u>6,600.00</u>	<u>0.00</u>	<u>756.00</u>	<u>11.45</u>	<u>5,844.00</u>
TOTAL CONTRACTUAL SERVICES	60,500.00	4,550.00	11,241.00	18.58	49,259.00
<u>TRAINING/DUES/SUBSCRIPT</u>					
11-604-6500 DUES AND SUBSCRIPTIONS	1,000.00	0.00	255.26	25.53	744.74
11-604-6501 EMPLOYEE TRAINING	<u>2,961.00</u>	<u>200.00</u>	<u>200.00</u>	<u>6.75</u>	<u>2,761.00</u>
TOTAL TRAINING/DUES/SUBSCRIPT	3,961.00	200.00	455.26	11.49	3,505.74
<u>CAPITAL OUTLAYS & PROJEC</u>					
TOTAL 04-COURT	171,721.00	11,955.56	55,247.40	32.17	116,473.60

TOWN OF SUNNYVALE
 REVENUE & EXPENSE REPORT (UNAUDITED)
 AS OF: FEBRUARY 28TH, 2022

11 -GENERAL FUND
 05-PARKS & STREETS

41.67% OF FISCAL YEAR

DEPARTMENTAL EXPENDITURES	CURRENT BUDGET	CURRENT PERIOD	YEAR TO DATE ACTUAL	% OF BUDGET	BUDGET BALANCE
<u>LABOR AND BENEFITS</u>					
11-605-6000 WAGES AND SALARIES	265,500.00	16,944.16	93,466.93	35.20	172,033.07
11-605-6001 OVERTIME	6,200.00	588.45	4,204.56	67.82	1,995.44
11-605-6002 TMRS	34,900.00	2,126.04	12,177.02	34.89	22,722.98
11-605-6003 BUY BACK	10,900.00	0.00	1,571.99	14.42	9,328.01
11-605-6004 PAYROLL TAXES	22,250.00	1,318.88	7,486.15	33.65	14,763.85
11-605-6005 EMPLOYEE INSURANCE	47,000.00	54.10	17,292.48	36.79	29,707.52
11-605-6006 WORKERS COMPENSATION	13,700.00	0.00	4,381.17	31.98	9,318.83
11-605-6007 UNEMPLOYMENT INSURANCE	<u>1,890.00</u>	<u>0.00</u>	<u>125.12</u>	<u>6.62</u>	<u>1,764.88</u>
TOTAL LABOR AND BENEFITS	402,340.00	21,031.63	140,705.42	34.97	261,634.58
<u>SUPPLIES AND MATERIALS</u>					
11-605-6102 WATER - PARKS	24,000.00	522.31	21,427.58	89.28	2,572.42
11-605-6103 TELEPHONE	3,720.00	226.26	1,731.34	46.54	1,988.66
11-605-6104 ELECTRICITY - PARK LIGHTS	5,300.00	0.00	1,125.78	21.24	4,174.22
11-605-6105 ELECTRICITY - STREET LIGHTS	96,400.00	10.48	30,832.56	31.98	65,567.44
11-605-6203 GENERAL OPERATING SUPPLIES	3,000.00	298.91	859.84	28.66	2,140.16
11-605-6204 UNIFORMS AND ACCESSORIES	3,000.00	0.00	2,759.23	91.97	240.77
11-605-6205 PREPRINTED FORMS/PRINTING	350.00	0.00	0.00	0.00	350.00
11-605-6207 SMALL TOOLS AND EQUIP	2,000.00	242.51	418.55	20.93	1,581.45
11-605-6208 FUEL	<u>9,500.00</u>	<u>422.30</u>	<u>2,739.21</u>	<u>28.83</u>	<u>6,760.79</u>
TOTAL SUPPLIES AND MATERIALS	147,270.00	1,722.77	61,894.09	42.03	85,375.91
<u>CONTRACTUAL SERVICES</u>					
11-605-6301 VEHICLE REPAIRS & MAINT	3,000.00	214.20	738.48	24.62	2,261.52
11-605-6302 EQUIPMENT MAINT	12,000.00	646.52	2,955.98	24.63	9,044.02
11-605-6303 BUILDING MAINTENANCE	2,000.00	0.00	0.00	0.00	2,000.00
11-605-6305 BALLFIELD/PARKS MAINTENANCE	35,000.00	586.42	13,081.28	37.38	21,918.72
11-605-6403 CONTRACT PLANNING	12,500.00	0.00	0.00	0.00	12,500.00
11-605-6407 CONTRACT MOWING	22,000.00	1,500.42	8,378.10	38.08	13,621.90
11-605-6408 CONTRACT TREE TRIMMING	3,500.00	658.59	658.59	18.82	2,841.41
11-605-6409 CONTRACT PORTABLES	4,600.00	334.13	2,004.78	43.58	2,595.22
11-605-6411 DALLAS CTY HHW PROGRAM	<u>9,800.00</u>	<u>1,508.55</u>	<u>3,134.21</u>	<u>31.98</u>	<u>6,665.79</u>
TOTAL CONTRACTUAL SERVICES	104,400.00	5,448.83	30,951.42	29.65	73,448.58
<u>TRAINING/DUES/SUBSCRIPT</u>					
11-605-6500 DUES AND SUBSCRIPTIONS	1,250.00	14.11	14.11	1.13	1,235.89
11-605-6501 EMPLOYEE TRAINING	455.00	0.00	0.00	0.00	455.00
11-605-6503 SPECIAL COMMUNITY EVENTS	<u>43,988.00</u>	<u>5,425.98</u>	<u>18,341.74</u>	<u>41.70</u>	<u>25,646.26</u>
TOTAL TRAINING/DUES/SUBSCRIPT	45,693.00	5,440.09	18,355.85	40.17	27,337.15
<u>CAPITAL OUTLAYS & PROJEC</u>					
TOTAL 05-PARKS & STREETS	699,703.00	33,643.32	251,906.78	36.00	447,796.22

TOWN OF SUNNYVALE
REVENUE & EXPENSE REPORT (UNAUDITED)
AS OF: FEBRUARY 28TH, 2022

11 -GENERAL FUND

06-DEVELOPMENT SERVICES

41.67% OF FISCAL YEAR

DEPARTMENTAL EXPENDITURES	CURRENT BUDGET	CURRENT PERIOD	YEAR TO DATE ACTUAL	% OF BUDGET	BUDGET BALANCE
<u>LABOR AND BENEFITS</u>					
11-606-6000 WAGES AND SALARIES	585,300.00	44,204.45	236,171.36	40.35	349,128.64
11-606-6001 OVERTIME	2,500.00	0.00	425.63	17.03	2,074.37
11-606-6002 TMRS	71,920.00	5,267.04	28,754.46	39.98	43,165.54
11-606-6003 BUY BACK	17,720.00	0.00	2,566.75	14.49	15,153.25
11-606-6004 PAYROLL TAXES	47,010.00	3,274.90	17,744.97	37.75	29,265.03
11-606-6005 EMPLOYEE INSURANCE	62,700.00	123.76	26,409.61	42.12	36,290.39
11-606-6006 WORKERS COMPENSATION	7,800.00	0.00	2,952.95	37.86	4,847.05
11-606-6007 UNEMPLOYMENT	2,450.00	0.00	75.18	3.07	2,374.82
11-606-6009 CAR/MILEAGE ALLOWANCE	<u>6,000.00</u>	<u>500.00</u>	<u>2,500.00</u>	<u>41.67</u>	<u>3,500.00</u>
TOTAL LABOR AND BENEFITS	803,400.00	53,370.15	317,600.91	39.53	485,799.09
<u>SUPPLIES AND MATERIALS</u>					
11-606-6103 TELEPHONE	3,060.00	231.20	1,129.09	36.90	1,930.91
11-606-6204 UNIFORMS AND ACCESSORIES	1,000.00	0.00	30.00	3.00	970.00
11-606-6205 PREPRINTED FORMS/PRINTING	2,000.00	0.00	0.00	0.00	2,000.00
11-606-6207 SMALL TOOLS & EQUIPMENT	1,460.00	54.00	346.00	23.70	1,114.00
11-606-6208 FUEL	3,000.00	271.31	1,118.94	37.30	1,881.06
11-606-6209 A/C SUPPLY/OPERATING	4,000.00	139.92	872.82	21.82	3,127.18
11-606-6210 A/C SPAY/NEUTER VET	3,500.00	225.00	1,108.77	31.68	2,391.23
11-606-6211 A/C UTILITIES	4,000.00	0.00	1,316.66	32.92	2,683.34
11-606-6213 A/C FUEL	3,000.00	214.94	841.88	28.06	2,158.12
11-606-6214 A/C UNIFORMS	500.00	0.00	45.96	9.19	454.04
11-606-6215 A/C VEHICLE MAINTENANCE	2,000.00	0.00	78.98	3.95	1,921.02
11-606-6216 A/C TELEPHONE	1,300.00	83.56	448.70	34.52	851.30
11-606-6217 A/C TRAINING, DUES, MEMBERSHIPS	<u>1,400.00</u>	<u>0.00</u>	<u>1,021.42</u>	<u>72.96</u>	<u>378.58</u>
TOTAL SUPPLIES AND MATERIALS	30,220.00	1,219.93	8,359.22	27.66	21,860.78
<u>CONTRACTUAL SERVICES</u>					
11-606-6301 VEHICLE MAINT	1,400.00	0.00	113.98	8.14	1,286.02
11-606-6308 CONTRACT-ENGINEERING	166,788.00	0.00	88,003.00	52.76	78,785.00
11-606-6408 CONTRACT - PLANNING SERVICES	38,000.00	20,261.89	20,261.89	53.32	17,738.11
11-606-6410 CONTRACT INSPECTIONS	<u>20,000.00</u>	<u>0.00</u>	<u>2,999.16</u>	<u>15.00</u>	<u>17,000.84</u>
TOTAL CONTRACTUAL SERVICES	226,188.00	20,261.89	111,378.03	49.24	114,809.97
<u>TRAINING/DUES/SUBSCRIPT</u>					
11-606-6500 DUES AND SUBSCRIPTIONS	16,076.00	2,125.95	9,275.45	57.70	6,800.55
11-606-6501 EMPLOYEE TRAINING	<u>13,550.00</u>	<u>1,104.75</u>	<u>1,714.84</u>	<u>12.66</u>	<u>11,835.16</u>
TOTAL TRAINING/DUES/SUBSCRIPT	29,626.00	3,230.70	10,990.29	37.10	18,635.71
<u>CAPITAL OUTLAYS & PROJEC</u>					
TOTAL 06-DEVELOPMENT SERVICES	1,089,434.00	78,082.67	448,328.45	41.15	641,105.55

TOWN OF SUNNYVALE
REVENUE & EXPENSE REPORT (UNAUDITED)
AS OF: FEBRUARY 28TH, 2022

11 -GENERAL FUND
07-CONTRACT POLICE

41.67% OF FISCAL YEAR

DEPARTMENTAL EXPENDITURES	CURRENT BUDGET	CURRENT PERIOD	YEAR TO DATE ACTUAL	% OF BUDGET	BUDGET BALANCE
<u>LABOR AND BENEFITS</u>	_____	_____	_____	_____	_____
<u>SUPPLIES AND MATERIALS</u>	_____	_____	_____	_____	_____
<u>CONTRACTUAL SERVICES</u>	_____	_____	_____	_____	_____
<u>CAPITAL OUTLAYS & PROJEC</u>	_____	_____	_____	_____	_____

TOWN OF SUNNYVALE
 REVENUE & EXPENSE REPORT (UNAUDITED)
 AS OF: FEBRUARY 28TH, 2022

11 -GENERAL FUND
 08-FIRE & EMS

41.67% OF FISCAL YEAR

DEPARTMENTAL EXPENDITURES	CURRENT BUDGET	CURRENT PERIOD	YEAR TO DATE ACTUAL	% OF BUDGET	BUDGET BALANCE
<u>LABOR AND BENEFITS</u>					
11-608-6000 WAGES AND SALARIES	1,123,687.00	76,990.16	413,162.52	36.77	710,524.48
11-608-6001 OVERTIME	87,907.00	8,043.93	31,216.35	35.51	56,690.65
11-608-6002 TMRS	142,123.00	9,963.03	52,181.45	36.72	89,941.55
11-608-6004 PAYROLL TAXES	92,195.00	6,309.80	33,295.43	36.11	58,899.57
11-608-6005 EMPLOYEE INSURANCE	131,806.00	254.65	45,998.40	34.90	85,807.60
11-608-6006 WORKERS COMPENSATION	40,750.00	0.00	34,258.04	84.07	6,491.96
11-608-6007 UNEMPLOYMENT	<u>6,810.00</u>	<u>0.00</u>	<u>502.07</u>	<u>7.37</u>	<u>6,307.93</u>
TOTAL LABOR AND BENEFITS	1,625,278.00	101,561.57	610,614.26	37.57	1,014,663.74
<u>SUPPLIES AND MATERIALS</u>					
11-608-6100 ELECTRICITY	7,500.00	0.00	2,621.99	34.96	4,878.01
11-608-6101 NATURAL GAS	2,000.00	374.82	1,156.56	57.83	843.44
11-608-6102 WATER	3,800.00	308.06	1,521.49	40.04	2,278.51
11-608-6103 TELEPHONECABLE	9,556.00	605.44	3,478.95	36.41	6,077.05
11-608-6202 FIRE PREVENTION SUPPLIES	1,200.00	0.00	283.00	23.58	917.00
11-608-6203 GENERAL OPERATING SUPPLIES	7,000.00	620.55	5,195.26	74.22	1,804.74
11-608-6204 UNIFORMS AND ACCESSORIES	11,100.00	274.43	2,269.67	20.45	8,830.33
11-608-6205 PERSONAL PROTECTION GEAR	21,000.00	0.00	0.00	0.00	21,000.00
11-608-6207 SMALL TOOLS AND EQUIPMENT	4,000.00	0.00	0.00	0.00	4,000.00
11-608-6208 FUEL	13,000.00	1,587.19	7,170.97	55.16	5,829.03
11-608-6209 MEDICAL SUPPLIES	23,000.00	1,378.10	7,721.79	33.57	15,278.21
11-608-6210 EMERGENCY MGMT	<u>29,500.00</u>	<u>0.00</u>	<u>0.00</u>	<u>0.00</u>	<u>29,500.00</u>
TOTAL SUPPLIES AND MATERIALS	132,656.00	5,148.59	31,419.68	23.69	101,236.32
<u>CONTRACTUAL SERVICES</u>					
11-608-6301 VEHICLE REPAIRS & MAINTENANCE	17,000.00	404.36	4,146.70	24.39	12,853.30
11-608-6302 EQUIPMENT MAINTENANCE	4,500.00	0.00	227.14	5.05	4,272.86
11-608-6303 BUILDING MAINTENANCE	3,000.00	3,875.87	8,148.31	271.61 (5,148.31)
11-608-6304 RADIO REPAIR MAINTENANCE	10,000.00	0.00	163.00	1.63	9,837.00
11-608-6310 EQUIPMENT TESTING	3,000.00	0.00	0.00	0.00	3,000.00
11-608-6407 CONTRACTS MAINT. & SUPPORT	20,172.00	0.00	8,167.87	40.49	12,004.13
11-608-6408 INSURANCE FOR VOLUNTEERS	7,000.00	0.00	0.00	0.00	7,000.00
11-608-6409 FIREMAN SERVICES	<u>4,500.00</u>	<u>0.00</u>	<u>850.00</u>	<u>18.89</u>	<u>3,650.00</u>
TOTAL CONTRACTUAL SERVICES	69,172.00	4,280.23	21,703.02	31.38	47,468.98
<u>TRAINING/DUES/SUBSCRIPT</u>					
11-608-6500 DUES AND SUBSCRIPTIONS	7,700.00	0.00	1,430.62	18.58	6,269.38
11-608-6501 EMPLOYEE TRAINING	<u>14,600.00</u>	<u>0.00</u>	<u>0.00</u>	<u>0.00</u>	<u>14,600.00</u>
TOTAL TRAINING/DUES/SUBSCRIPT	22,300.00	0.00	1,430.62	6.42	20,869.38
<u>CAPITAL OUTLAYS & PROJEC</u>					
TOTAL 08-FIRE & EMS	1,849,406.00	110,990.39	665,167.58	35.97	1,184,238.42

TOWN OF SUNNYVALE
 REVENUE & EXPENSE REPORT (UNAUDITED)
 AS OF: FEBRUARY 28TH, 2022

11 -GENERAL FUND
 09-LIBRARY

41.67% OF FISCAL YEAR

DEPARTMENTAL EXPENDITURES	CURRENT BUDGET	CURRENT PERIOD	YEAR TO DATE ACTUAL	% OF BUDGET	BUDGET BALANCE
<u>LABOR AND BENEFITS</u>					
11-609-6000 WAGES AND SALARIES	122,100.00	9,288.84	42,542.29	34.84	79,557.71
11-609-6001 OVERTIME	1,000.00	0.00	1,558.23	155.82 (558.23)
11-609-6002 TMRS	16,300.00	1,121.32	5,384.14	33.03	10,915.86
11-609-6003 BUY BACK	11,940.00	0.00	0.00	0.00	11,940.00
11-609-6004 PAYROLL TAXES	10,390.00	640.67	3,006.86	28.94	7,383.14
11-609-6005 EMPLOYEE INSURANCE	23,575.00	19.43	9,634.42	40.87	13,940.58
11-609-6006 WORKER COMPENSATION	525.00	0.00	405.31	77.20	119.69
11-609-6007 UNEMPLOYMENT	<u>810.00</u>	<u>0.00</u>	<u>0.00</u>	<u>0.00</u>	<u>810.00</u>
TOTAL LABOR AND BENEFITS	186,640.00	11,070.26	62,531.25	33.50	124,108.75
<u>SUPPLIES AND MATERIALS</u>					
11-609-6100 ELECTRICITY	2,500.00	0.00	874.01	34.96	1,625.99
11-609-6103 TELEPHONE	3,100.00	155.16	792.36	25.56	2,307.64
11-609-6203 GENERAL OPERATING SUPPLIES	3,400.00	0.00	2,617.17	76.98	782.83
11-609-6205 PREPRINTED FORMS/PRINTING	300.00	0.00	361.40	120.47 (61.40)
11-609-6206 POSTAGE	1,850.00	17.99	453.97	24.54	1,396.03
11-609-6207 SMALL TOOLS AND EQUIPMENT	1,800.00	143.92	396.05	22.00	1,403.95
11-609-6208 NEWSPAPER/ MAGAZINES	3,600.00	337.48	2,293.08	63.70	1,306.92
11-609-6209 BOOK BUDGET	15,400.00	951.58	7,523.58	48.85	7,876.42
11-609-6210 NE TX LIBRARY CONSORTIUM	1,500.00	0.00	1,500.00	100.00	0.00
11-609-6211 SPECIAL EVENTS	2,200.00	39.31	147.54	6.71	2,052.46
11-609-6212 DVDs	<u>1,800.00</u>	<u>205.58</u>	<u>713.72</u>	<u>39.65</u>	<u>1,086.28</u>
TOTAL SUPPLIES AND MATERIALS	37,450.00	1,851.02	17,672.88	47.19	19,777.12
<u>CONTRACTUAL SERVICES</u>					
11-609-6303 BUILDING MAINTENANCE	<u>6,500.00</u>	<u>437.96</u>	<u>2,017.54</u>	<u>31.04</u>	<u>4,482.46</u>
TOTAL CONTRACTUAL SERVICES	6,500.00	437.96	2,017.54	31.04	4,482.46
<u>TRAINING/DUES/SUBSCRIPT</u>					
11-609-6500 DUES AND SUBSCRIPTIONS	500.00	50.00	133.00	26.60	367.00
11-609-6501 TRAINING	<u>1,000.00</u>	<u>0.00</u>	<u>540.76</u>	<u>54.08</u>	<u>459.24</u>
TOTAL TRAINING/DUES/SUBSCRIPT	1,500.00	50.00	673.76	44.92	826.24
<u>CAPITAL OUTLAYS & PROJEC</u>					
TOTAL 09-LIBRARY	232,090.00	13,409.24	82,895.43	35.72	149,194.57

TOWN OF SUNNYVALE
REVENUE & EXPENSE REPORT (UNAUDITED)
AS OF: FEBRUARY 28TH, 2022

11 -GENERAL FUND

10-NON-DEPARTMENTAL

41.67% OF FISCAL YEAR

DEPARTMENTAL EXPENDITURES	CURRENT BUDGET	CURRENT PERIOD	YEAR TO DATE ACTUAL	% OF BUDGET	BUDGET BALANCE
<u>LABOR AND BENEFITS</u>					
11-610-6010 COMMUNITY OUTREACH	34,000.00	4,732.06	23,721.12	69.77	10,278.88
TOTAL LABOR AND BENEFITS	34,000.00	4,732.06	23,721.12	69.77	10,278.88
<u>SUPPLIES AND MATERIALS</u>					
11-610-6100 ELECTRICITY - TOWN HALL	24,000.00	539.61	7,805.02	32.52	16,194.98
11-610-6101 GAS - TOWN HALL	7,500.00	0.00	5,840.59	77.87	1,659.41
11-610-6102 WATER - TOWN HALL	2,800.00	239.66	1,297.27	46.33	1,502.73
11-610-6103 TELEPHONE/CABLE - TOWN HALL	71,000.00	5,782.01	28,368.14	39.96	42,631.86
11-610-6108 COPIER & PRINTER SUPPLIES	7,000.00	0.00	742.48	10.61	6,257.52
11-610-6201 OFFICE SUPPLIES ACROSS DPTS	16,000.00	274.56	3,694.96	23.09	12,305.04
11-610-6202 JANITORIAL SUPPLIES - TOWN HAL	11,000.00	496.76	5,913.05	53.76	5,086.95
11-610-6206 POSTAGE	7,500.00	1,321.33	3,116.64	41.56	4,383.36
11-610-6210 LEADERSHIP TRAINING & TUITION	9,500.00	0.00	902.96	9.50	8,597.04
TOTAL SUPPLIES AND MATERIALS	156,300.00	8,653.93	57,681.11	36.90	98,618.89
<u>CONTRACTUAL SERVICES</u>					
11-610-6303 BUILDING MAINT - TOWN HALL	42,000.00	2,101.40	20,035.89	47.70	21,964.11
11-610-6409 CONTRACTS - OFFICE MACHINES TH	37,400.00	3,089.37	13,091.82	35.00	24,308.18
11-610-6410 PROPERTY INSURANCE & E & O	81,000.00	0.00	86,375.39	106.64 (5,375.39)
11-610-6411 CONTRACT HEALTH SERVICES	5,000.00	0.00	3,664.00	73.28	1,336.00
11-610-6412 CONTRACT MAINT/SUPPORT	39,000.00	2,688.00	14,319.57	36.72	24,680.43
TOTAL CONTRACTUAL SERVICES	204,400.00	7,878.77	137,486.67	67.26	66,913.33
<u>TRAINING/DUES/SUBSCRIPT</u>					
11-610-6500 DUES AND SUBSCRIPTIONS	2,300.00	0.00	0.00	0.00	2,300.00
11-610-6505 EMPLOYEE WELFARE	9,000.00	711.89	3,844.14	42.71	5,155.86
11-610-6508 LONG TERM DISABILITY	16,000.00	0.00	0.00	0.00	16,000.00
11-610-6510 EMPLOYEE TUITION REIMBURSEMENT	10,600.00	0.00	991.04	9.35	9,608.96
11-610-6600 MERIT WITH BENEFITS	0.00	0.00 (3,294.14)	0.00	3,294.14
11-610-6602 CONTINGENCY	163,000.00	0.00	5,825.00	3.57	157,175.00
11-610-6603 CC CARD/ONLINE COSTS	11,000.00	954.54	4,869.34	44.27	6,130.66
11-610-6608 CONTINGENCY - PARKS 4B SUPP	15,000.00	0.00	0.00	0.00	15,000.00
TOTAL TRAINING/DUES/SUBSCRIPT	226,900.00	1,666.43	12,235.38	5.39	214,664.62
<u>CAPITAL OUTLAYS & PROJEC</u>					
11-610-6704 SALES TAX INCENTIVES	50,000.00	0.00	0.00	0.00	50,000.00
11-610-6708 MISCELLANEOUS EXPENSE	5,000.00	376.23	7,280.23	145.60 (2,280.23)
11-610-6711 CAPITAL ITEMS - A/C UNITS	43,160.00	0.00	9,800.00	22.71	33,360.00
TOTAL CAPITAL OUTLAYS & PROJEC	98,160.00	376.23	17,080.23	17.40	81,079.77
TOTAL 10-NON-DEPARTMENTAL	719,760.00	23,307.42	248,204.51	34.48	471,555.49

TOWN OF SUNNYVALE
 REVENUE & EXPENSE REPORT (UNAUDITED)
 AS OF: FEBRUARY 28TH, 2022

11 -GENERAL FUND
 11-ROAD MAINTENANCE

41.67% OF FISCAL YEAR

DEPARTMENTAL EXPENDITURES	CURRENT BUDGET	CURRENT PERIOD	YEAR TO DATE ACTUAL	% OF BUDGET	BUDGET BALANCE
<u>LABOR AND BENEFITS</u>					
<u>SUPPLIES AND MATERIALS</u>					
11-611-6207 SMALL TOOLS & EQUIP	4,000.00	0.00	0.00	0.00	4,000.00
TOTAL SUPPLIES AND MATERIALS	4,000.00	0.00	0.00	0.00	4,000.00
<u>CONTRACTUAL SERVICES</u>					
11-611-6406 ROAD MAINTENANCE	3,394,045.00	2,688.48	50,481.41	1.49	3,343,563.59
11-611-6407 ROAD, STREET, TRAFFIC SIGNAGE	9,000.00	0.00	2,261.42	25.13	6,738.58
TOTAL CONTRACTUAL SERVICES	3,403,045.00	2,688.48	52,742.83	1.55	3,350,302.17
<u>CAPITAL OUTLAYS & PROJEC</u>					
TOTAL 11-ROAD MAINTENANCE	3,407,045.00	2,688.48	52,742.83	1.55	3,354,302.17

TOWN OF SUNNYVALE
 REVENUE & EXPENSE REPORT (UNAUDITED)
 AS OF: FEBRUARY 28TH, 2022

11 -GENERAL FUND
 12-TRANFER OUT

41.67% OF FISCAL YEAR

DEPARTMENTAL EXPENDITURES	CURRENT BUDGET	CURRENT PERIOD	YEAR TO DATE ACTUAL	% OF BUDGET	BUDGET BALANCE
<u>CAPITAL OUTLAYS & PROJEC</u>					
11-612-6701 TRANSFER OUT VEHICLE REPLACEME	426,000.00	8,870.03	162,823.98	38.22	263,176.02
11-612-6702 TRANSFER OUT - CAPITAL PROJECT	<u>122,000.00</u>	<u>0.00</u>	<u>121,635.02</u>	<u>99.70</u>	<u>364.98</u>
TOTAL CAPITAL OUTLAYS & PROJEC	548,000.00	8,870.03	284,459.00	51.91	263,541.00
TOTAL 12-TRANFER OUT	548,000.00	8,870.03	284,459.00	51.91	263,541.00

TOWN OF SUNNYVALE
REVENUE & EXPENSE REPORT (UNAUDITED)
AS OF: FEBRUARY 28TH, 2022

11 -GENERAL FUND
13-IT

41.67% OF FISCAL YEAR

DEPARTMENTAL EXPENDITURES	CURRENT BUDGET	CURRENT PERIOD	YEAR TO DATE ACTUAL	% OF BUDGET	BUDGET BALANCE
<u>LABOR AND BENEFITS</u>					
11-613-6000 WAGES & SALARIES	97,425.00	7,434.88	39,661.32	40.71	57,763.68
11-613-6002 TMRS	12,180.00	932.20	5,013.56	41.16	7,166.44
11-613-6004 PAYROLL TAXES	7,760.00	594.26	3,161.55	40.74	4,598.45
11-613-6005 EMPLOYEE INSURANCE	7,825.00	0.00	3,253.00	41.57	4,572.00
11-613-6006 WORKERS COMPENSATION	575.00	0.00	231.61	40.28	343.39
11-613-6007 UNEMPLOYMENT	<u>270.00</u>	<u>0.00</u>	<u>0.00</u>	<u>0.00</u>	<u>270.00</u>
TOTAL LABOR AND BENEFITS	126,035.00	8,961.34	51,321.04	40.72	74,713.96
<u>SUPPLIES AND MATERIALS</u>					
11-613-6102 CAR/MILEAGE ALLOWANCE	4,000.00	333.33	1,666.65	41.67	2,333.35
11-613-6103 TELEPHONE	600.00	41.78	224.35	37.39	375.65
11-613-6207 SMALL TOOLS & EQUIPMENT	<u>7,000.00</u>	<u>93.16</u>	<u>555.92</u>	<u>7.94</u>	<u>6,444.08</u>
TOTAL SUPPLIES AND MATERIALS	11,600.00	468.27	2,446.92	21.09	9,153.08
<u>CONTRACTUAL SERVICES</u>					
11-613-6302 IT HARDWARE MAINTENANCE	2,500.00	0.00	0.00	0.00	2,500.00
11-613-6400 CONTRACT- ANNUAL LICENSING	26,975.00	79.92	32,135.02	119.13 (5,160.02)
11-613-6401 CONTRACT- MAINTENANCE/SUPPORT	46,320.00	0.00	8,600.00	18.57	37,720.00
11-613-6407 CONTRACT- PROFESSIONAL SERVICE	<u>67,300.00</u>	<u>3,040.00</u>	<u>14,821.84</u>	<u>22.02</u>	<u>52,478.16</u>
TOTAL CONTRACTUAL SERVICES	143,095.00	3,119.92	55,556.86	38.83	87,538.14
<u>TRAINING/DUES/SUBSCRIPT</u>					
11-613-6500 PROFESSIONAL DUES & SUBS	1,300.00	0.00	0.00	0.00	1,300.00
11-613-6501 TRAINING	<u>6,000.00</u>	<u>0.00</u>	<u>259.67</u>	<u>4.33</u>	<u>5,740.33</u>
TOTAL TRAINING/DUES/SUBSCRIPT	7,300.00	0.00	259.67	3.56	7,040.33
<u>CAPITAL OUTLAYS & PROJEC</u>					
11-613-6700 COMPUTER REPLACEMENT/INVENTORY	<u>37,477.00</u>	<u>138.52</u>	<u>12,540.59</u>	<u>33.46</u>	<u>24,936.41</u>
TOTAL CAPITAL OUTLAYS & PROJEC	37,477.00	138.52	12,540.59	33.46	24,936.41
TOTAL 13-IT	325,507.00	12,688.05	122,125.08	37.52	203,381.92

TOWN OF SUNNYVALE
 REVENUE & EXPENSE REPORT (UNAUDITED)
 AS OF: FEBRUARY 28TH, 2022

11 -GENERAL FUND
 14-POLICE DEPARTMENT

41.67% OF FISCAL YEAR

DEPARTMENTAL EXPENDITURES	CURRENT BUDGET	CURRENT PERIOD	YEAR TO DATE ACTUAL	% OF BUDGET	BUDGET BALANCE
<u>LABOR AND BENEFITS</u>					
11-614-6000 WAGES & SALARIES	1,670,200.00	117,452.47	600,860.92	35.98	1,069,339.08
11-614-6001 OVERTIME	137,099.00	3,315.34	23,395.88	17.06	113,703.12
11-614-6002 TMRS	217,300.00	14,728.66	76,871.21	35.38	140,428.79
11-614-6004 PAYROLL TAXES	138,500.00	8,809.81	45,645.91	32.96	92,854.09
11-614-6005 EMPLOYEE INSURANCE	180,000.00	351.72	74,390.37	41.33	105,609.63
11-614-6006 WORKERS COMPENSATION	60,000.00	0.00	41,302.65	68.84	18,697.35
11-614-6007 UNEMPLOYMENT	6,750.00	0.00	485.25	7.19	6,264.75
11-614-6008 CERTIFICATION PAY	18,900.00	1,175.00	5,775.00	30.56	13,125.00
11-614-6009 CAR/MILEAGE ALLOWANCE	<u>9,000.00</u>	<u>750.00</u>	<u>3,750.00</u>	<u>41.67</u>	<u>5,250.00</u>
TOTAL LABOR AND BENEFITS	2,437,749.00	146,583.00	872,477.19	35.79	1,565,271.81
<u>SUPPLIES AND MATERIALS</u>					
11-614-6100 ELECTRICITY	12,000.00	781.77	4,424.48	36.87	7,575.52
11-614-6102 WATER	5,000.00	286.57	3,397.66	67.95	1,602.34
11-614-6103 TELEPHONE	13,152.00	1,132.99	5,454.21	41.47	7,697.79
11-614-6201 OFFICE SUPPLIES	11,000.00	499.94	4,207.67	38.25	6,792.33
11-614-6204 UNIFORMS AND ACCESSORIES	8,000.00	423.76	4,224.58	52.81	3,775.42
11-614-6205 FIREARM/AMMO SUPPLIES	8,000.00	5,350.00	5,367.50	67.09	2,632.50
11-614-6207 LAB FEES	1,330.00	0.00	0.00	0.00	1,330.00
11-614-6208 FUEL	<u>55,000.00</u>	<u>7,326.36</u>	<u>26,734.47</u>	<u>48.61</u>	<u>28,265.53</u>
TOTAL SUPPLIES AND MATERIALS	113,482.00	15,801.39	53,810.57	47.42	59,671.43
<u>CONTRACTUAL SERVICES</u>					
11-614-6301 VEHICLE REPAIRS & MAINTENANCE	25,000.00	3,436.32	8,608.77	34.44	16,391.23
11-614-6303 BUILDING MAINTENANCE	20,000.00	4,124.35	7,895.02	39.48	12,104.98
11-614-6404 CONTRACT MAINT/SUPPORT	15,800.00	1,519.25	12,211.25	77.29	3,588.75
11-614-6407 IT/SYSTEM SUPPORT	20,000.00	0.00	14,813.85	74.07	5,186.15
11-614-6412 DISPATCH OPERATIONS	<u>307,500.00</u>	<u>26,885.66</u>	<u>134,428.30</u>	<u>43.72</u>	<u>173,071.70</u>
TOTAL CONTRACTUAL SERVICES	388,300.00	35,965.58	177,957.19	45.83	210,342.81
<u>TRAINING/DUES/SUBSCRIPT</u>					
11-614-6500 DUES AND SUBSCRIPTIONS	18,251.00	0.00	13,334.00	73.06	4,917.00
11-614-6501 TRAINING	<u>17,500.00</u>	<u>537.57</u>	<u>2,670.80</u>	<u>15.26</u>	<u>14,829.20</u>
TOTAL TRAINING/DUES/SUBSCRIPT	35,751.00	537.57	16,004.80	44.77	19,746.20
<u>CAPITAL OUTLAYS & PROJEC</u>					
11-614-6700 CAPITAL EQUIPMENT	170,000.00	0.00	170,000.00	100.00	0.00
11-614-6708 RECRUITMENT/MISC EXPENSE	<u>3,000.00</u>	<u>0.00</u>	<u>1,705.23</u>	<u>56.84</u>	<u>1,294.77</u>
TOTAL CAPITAL OUTLAYS & PROJEC	173,000.00	0.00	171,705.23	99.25	1,294.77
<u>CAPITAL-OFFICE EQUIPMENT</u>					
<u>MARKETING & INCENTIVES</u>					
<u>CAPITAL-LIBRARY IMPROVEME</u>					
TOTAL 14-POLICE DEPARTMENT	3,148,282.00	198,887.54	1,291,954.98	41.04	1,856,327.02

TOWN OF SUNNYVALE
REVENUE & EXPENSE REPORT (UNAUDITED)
AS OF: FEBRUARY 28TH, 2022

11 -GENERAL FUND
14-POLICE DEPARTMENT

41.67% OF FISCAL YEAR

DEPARTMENTAL EXPENDITURES	CURRENT BUDGET	CURRENT PERIOD	YEAR TO DATE ACTUAL	% OF BUDGET	BUDGET BALANCE
TOTAL EXPENDITURES	13,152,688.00	551,468.62	3,857,390.19	29.33	9,295,297.81
REVENUES OVER/(UNDER) EXPENDITURES	(3,281,681.00)	680,486.39	3,588,738.80		(6,870,419.80)

TOWN OF SUNNYVALE
 REVENUE & EXPENSE REPORT (UNAUDITED)
 AS OF: FEBRUARY 28TH, 2022

12 -GENERAL FUND ECONOMIC DEV
 FINANCIAL SUMMARY

41.67% OF FISCAL YEAR

	CURRENT BUDGET	CURRENT PERIOD	YEAR TO DATE ACTUAL	% OF BUDGET	BUDGET BALANCE
<u>REVENUE SUMMARY</u>					
5500-OTHER REVENUES	<u>0.00</u>	<u>1,084.83</u>	<u>5,842.83</u>	<u>0.00</u>	(<u>5,842.83</u>)
TOTAL REVENUES	<u>0.00</u>	<u>1,084.83</u>	<u>5,842.83</u>	<u>0.00</u>	(<u>5,842.83</u>)
<u>EXPENDITURE SUMMARY</u>					
12-TRANFER OUT	<u>1,868,452.00</u>	<u>0.00</u>	<u>1,857.74</u>	<u>0.10</u>	<u>1,866,594.26</u>
TOTAL EXPENDITURES	<u>1,868,452.00</u>	<u>0.00</u>	<u>1,857.74</u>	<u>0.10</u>	<u>1,866,594.26</u>
REVENUES OVER/(UNDER) EXPENDITURES	(1,868,452.00)	1,084.83	3,985.09		(1,872,437.09)

TOWN OF SUNNYVALE
 REVENUE & EXPENSE REPORT (UNAUDITED)
 AS OF: FEBRUARY 28TH, 2022

12 -GENERAL FUND ECONOMIC DEV

41.67% OF FISCAL YEAR

REVENUES	CURRENT BUDGET	CURRENT PERIOD	YEAR TO DATE ACTUAL	% OF BUDGET	BUDGET BALANCE
<u>5100-TAXES</u>					
<u>5400-TRANSFERS IN</u>					
<u>5500-OTHER REVENUES</u>					
12-5510 INTEREST EARNED	0.00	1,084.83	5,842.83	0.00	(5,842.83)
TOTAL 5500-OTHER REVENUES	0.00	1,084.83	5,842.83	0.00	(5,842.83)
TOTAL REVENUES	0.00	1,084.83	5,842.83	0.00	(5,842.83)

TOWN OF SUNNYVALE
 REVENUE & EXPENSE REPORT (UNAUDITED)
 AS OF: FEBRUARY 28TH, 2022

12 -GENERAL FUND ECONOMIC DEV
 12-TRANSFER OUT

41.67% OF FISCAL YEAR

DEPARTMENTAL EXPENDITURES	CURRENT BUDGET	CURRENT PERIOD	YEAR TO DATE ACTUAL	% OF BUDGET	BUDGET BALANCE
<u>CONTRACTUAL SERVICES</u>					
12-612-6404 ROAD RECONSTRUCTION/MAINT	500,000.00	0.00	0.00	0.00	500,000.00
12-612-6405 LAND ACQUISITION	0.00	0.00	1,857.74	0.00 (1,857.74)
12-612-6406 ECONOMIC DEVELOPMENT	<u>1,368,452.00</u>	<u>0.00</u>	<u>0.00</u>	<u>0.00</u>	<u>1,368,452.00</u>
TOTAL CONTRACTUAL SERVICES	1,868,452.00	0.00	1,857.74	0.10	1,866,594.26
<u>TRAINING/DUES/SUBSCRIPT</u>					
TOTAL 12-TRANSFER OUT	1,868,452.00	0.00	1,857.74	0.10	1,866,594.26
TOTAL EXPENDITURES	<u>1,868,452.00</u>	<u>0.00</u>	<u>1,857.74</u>	<u>0.10</u>	<u>1,866,594.26</u>
REVENUES OVER/(UNDER) EXPENDITURES	(1,868,452.00)	1,084.83	3,985.09		(1,872,437.09)

TOWN OF SUNNYVALE
 REVENUE & EXPENSE REPORT (UNAUDITED)
 AS OF: FEBRUARY 28TH, 2022

21 -WATER/SEWER OPERATING
 FINANCIAL SUMMARY

41.67% OF FISCAL YEAR

	CURRENT BUDGET	CURRENT PERIOD	YEAR TO DATE ACTUAL	% OF BUDGET	BUDGET BALANCE
<u>REVENUE SUMMARY</u>					
5200-CHARGES FOR SERVICES	6,684,280.00	509,981.69	2,499,269.87	37.39	4,185,010.13
5300-PERMITS, FEES & FINE	1,040.00	140.00	561.00	53.94	479.00
5500-OTHER REVENUES	<u>17,000.00</u>	<u>1,333.43</u>	<u>8,155.32</u>	<u>47.97</u>	<u>8,844.68</u>
TOTAL REVENUES	<u>6,702,320.00</u>	<u>511,455.12</u>	<u>2,507,986.19</u>	<u>37.42</u>	<u>4,194,333.81</u>
<u>EXPENDITURE SUMMARY</u>					
21-WATERWORKS DEPARTMENT	<u>7,431,821.00</u>	<u>581,147.31</u>	<u>2,361,645.37</u>	<u>31.78</u>	<u>5,070,175.63</u>
TOTAL EXPENDITURES	<u>7,431,821.00</u>	<u>581,147.31</u>	<u>2,361,645.37</u>	<u>31.78</u>	<u>5,070,175.63</u>
REVENUES OVER/(UNDER) EXPENDITURES	(729,501.00)	(69,692.19)	146,340.82		(875,841.82)

TOWN OF SUNNYVALE
 REVENUE & EXPENSE REPORT (UNAUDITED)
 AS OF: FEBRUARY 28TH, 2022

21 -WATER/SEWER OPERATING

41.67% OF FISCAL YEAR

REVENUES	CURRENT BUDGET	CURRENT PERIOD	YEAR TO DATE ACTUAL	% OF BUDGET	BUDGET BALANCE
<u>5200-CHARGES FOR SERVICES</u>					
21-5210 WATER REVENUE	3,828,258.00	272,367.62	1,340,699.91	35.02	2,487,558.09
21-5211 SEWER REVENUE	2,191,522.00	183,057.29	869,983.16	39.70	1,321,538.84
21-5212 WATER METERS AND CANS	65,000.00	4,950.00	40,734.72	62.67	24,265.28
21-5213 DISCONNECT FEES	7,500.00	400.00	1,400.00	18.67	6,100.00
21-5214 PENALTIES	60,000.00	3,199.99	37,091.03	61.82	22,908.97
21-5215 SERVICE FEE	7,000.00	950.00	4,150.00	59.29	2,850.00
21-5230 TRASH SERVICES	<u>525,000.00</u>	<u>45,056.79</u>	<u>205,211.05</u>	<u>39.09</u>	<u>319,788.95</u>
TOTAL 5200-CHARGES FOR SERVICES	6,684,280.00	509,981.69	2,499,269.87	37.39	4,185,010.13
<u>5300-PERMITS, FEES & FINE</u>					
21-5399 OTHER FEES	<u>1,040.00</u>	<u>140.00</u>	<u>561.00</u>	<u>53.94</u>	<u>479.00</u>
TOTAL 5300-PERMITS, FEES & FINE	1,040.00	140.00	561.00	53.94	479.00
<u>5400-TRANSFERS IN</u>					
<u>5500-OTHER REVENUES</u>					
21-5510 INTEREST EARNED	14,000.00	1,249.08	6,697.27	47.84	7,302.73
21-5522 TEST REVENUE	<u>3,000.00</u>	<u>84.35</u>	<u>1,458.05</u>	<u>48.60</u>	<u>1,541.95</u>
TOTAL 5500-OTHER REVENUES	17,000.00	1,333.43	8,155.32	47.97	8,844.68
TOTAL REVENUES	<u>6,702,320.00</u>	<u>511,455.12</u>	<u>2,507,986.19</u>	<u>37.42</u>	<u>4,194,333.81</u>

TOWN OF SUNNYVALE
 REVENUE & EXPENSE REPORT (UNAUDITED)
 AS OF: FEBRUARY 28TH, 2022

21 -WATER/SEWER OPERATING
 21-WATERWORKS DEPARTMENT

41.67% OF FISCAL YEAR

DEPARTMENTAL EXPENDITURES	CURRENT BUDGET	CURRENT PERIOD	YEAR TO DATE ACTUAL	% OF BUDGET	BUDGET BALANCE
<u>LABOR AND BENEFITS</u>					
21-621-6000 WAGES AND SALARIES	596,400.00	34,128.79	199,913.64	33.52	396,486.36
21-621-6001 OVERTIME	10,500.00	3,427.76	11,267.15	107.31 (767.15)
21-621-6002 TMRS	75,065.00	4,550.79	26,212.73	34.92	48,852.27
21-621-6003 BUY BACK	12,800.00	0.00	2,844.31	22.22	9,955.69
21-621-6004 PAYROLL TAXES	47,940.00	2,899.14	16,432.27	34.28	31,507.73
21-621-6005 EMPLOYEE INSURANCE	96,220.00	90.83	35,353.76	36.74	60,866.24
21-621-6006 WORKERS COMPENSATION	19,800.00	0.00	11,309.96	57.12	8,490.04
21-621-6007 UNEMPLOYMENT TAX	<u>3,810.00</u>	<u>0.00</u>	<u>0.00</u>	<u>0.00</u>	<u>3,810.00</u>
TOTAL LABOR AND BENEFITS	862,535.00	45,097.31	303,333.82	35.17	559,201.18
<u>SUPPLIES AND MATERIALS</u>					
21-621-6159 UNIFORMS	5,000.00	0.00	1,128.68	22.57	3,871.32
21-621-6201 CREDIT CARD & ONLINE PROC CHAR	<u>30,000.00</u>	<u>2,730.31</u>	<u>16,004.34</u>	<u>53.35</u>	<u>13,995.66</u>
TOTAL SUPPLIES AND MATERIALS	35,000.00	2,730.31	17,133.02	48.95	17,866.98
<u>CONTRACTUAL SERVICES</u>					
21-621-6301 MACHINERY & EQUIP REPAIRS	6,000.00	134.18	316.34	5.27	5,683.66
21-621-6311 WATER PURCHASES	2,460,555.00	188,881.00	943,306.71	38.34	1,517,248.29
21-621-6312 MESQUITE SEWER PURCHASES	1,192,061.00	71,902.36	247,100.71	20.73	944,960.29
21-621-6313 GARLAND SEWER PURCHASES	533,045.00	30,149.56	105,428.24	19.78	427,616.76
21-621-6325 TRASH COLLECTION CONTRACT	523,675.00	43,026.21	171,317.45	32.71	352,357.55
21-621-6340 CONTRACT - PLANNING SVCS	30,000.00	5,431.50	13,920.75	46.40	16,079.25
21-621-6350 VEHICLE OPERATING GAS & OIL	18,000.00	2,195.97	8,353.39	46.41	9,646.61
21-621-6356 SAFETY EQUIP/SMALL TOOLS	4,000.00	38.79	669.27	16.73	3,330.73
21-621-6358 EQUIPMENT RENTALS	5,000.00	954.23	954.23	19.08	4,045.77
21-621-6361 WATER SYSTEM MAINTENANCE	162,000.00	13,008.53	58,916.58	36.37	103,083.42
21-621-6362 SEWER SYSTEM MAINTENANCE	30,000.00	554.32	578.16	1.93	29,421.84
21-621-6363 BUILDING MAINTENANCE	1,000.00	834.52	834.52	83.45	165.48
21-621-6364 VEHICLE MAINTENANCE	7,500.00	531.48	8,699.82	116.00 (1,199.82)
21-621-6368 STORM WATER MAINTENANCE	<u>7,000.00</u>	<u>0.00</u>	<u>0.00</u>	<u>0.00</u>	<u>7,000.00</u>
TOTAL CONTRACTUAL SERVICES	4,979,836.00	357,642.65	1,560,396.17	31.33	3,419,439.83
<u>TRAINING/DUES/SUBSCRIPT</u>					
21-621-6511 POSTAGE	22,000.00	3,660.33	9,315.01	42.34	12,684.99
21-621-6512 GENERAL OPERATING SUPPLIES	19,800.00	0.00	0.00	0.00	19,800.00
21-621-6630 TELEPHONE EXPENSE	6,120.00	366.71	1,928.11	31.51	4,191.89
21-621-6660 ELECTRICITY	<u>52,500.00</u>	<u>0.00</u>	<u>18,092.99</u>	<u>34.46</u>	<u>34,407.01</u>
TOTAL TRAINING/DUES/SUBSCRIPT	100,420.00	4,027.04	29,336.11	29.21	71,083.89
<u>CAPITAL OUTLAYS & PROJEC</u>					
21-621-6750 COMPUTER MAINTENANCE & SUPPORT	3,605.00	0.00	2,180.27	60.48	1,424.73
21-621-6820 DUES & MEMBERSHIPS	500.00	0.00	0.00	0.00	500.00
21-621-6830 OUTSIDE TRAINING EXPENSE	11,000.00	0.00	341.25	3.10	10,658.75
21-621-6850 BAD DEBT EXPENSE	1,000.00	0.00	0.00	0.00	1,000.00
21-621-6870 DEPRECIATION EXPENSE	740,000.00	0.00	0.00	0.00	740,000.00
21-621-6890 OPERATING TRANSFER OUT - GF	<u>125,000.00</u>	<u>0.00</u>	<u>125,000.00</u>	<u>100.00</u>	<u>0.00</u>
TOTAL CAPITAL OUTLAYS & PROJEC	881,105.00	0.00	127,521.52	14.47	753,583.48

TOWN OF SUNNYVALE
REVENUE & EXPENSE REPORT (UNAUDITED)
AS OF: FEBRUARY 28TH, 2022

21 -WATER/SEWER OPERATING
21-WATERWORKS DEPARTMENT

41.67% OF FISCAL YEAR

DEPARTMENTAL EXPENDITURES	CURRENT BUDGET	CURRENT PERIOD	YEAR TO DATE ACTUAL	% OF BUDGET	BUDGET BALANCE
<u>REVENUE BONDS</u>					
21-621-8191 DEBT SERVICE	231,650.00	171,650.00	171,650.00	74.10	60,000.00
TOTAL REVENUE BONDS	231,650.00	171,650.00	171,650.00	74.10	60,000.00
<u>CAPITAL-OFFICE EQUIPMENT</u>					
<u>MARKETING & INCENTIVES</u>					
21-621-9422 VEHICLE REPLACEMENT	189,000.00	0.00	0.00	0.00	189,000.00
21-621-9423 CAPITAL ASSETS	152,275.00	0.00	152,274.73	100.00	0.27
TOTAL MARKETING & INCENTIVES	341,275.00	0.00	152,274.73	44.62	189,000.27
<u>CAPITAL-OTHER GENERAL EQU</u>					
TOTAL 21-WATERWORKS DEPARTMENT	7,431,821.00	581,147.31	2,361,645.37	31.78	5,070,175.63
TOTAL EXPENDITURES	7,431,821.00	581,147.31	2,361,645.37	31.78	5,070,175.63
REVENUES OVER/(UNDER) EXPENDITURES	(729,501.00)	(69,692.19)	146,340.82		(875,841.82)

TOWN OF SUNNYVALE
REVENUE & EXPENSE REPORT (UNAUDITED)
AS OF: FEBRUARY 28TH, 2022

24 -DEBT SERVICE-I&S FUND
FINANCIAL SUMMARY

41.67% OF FISCAL YEAR

	CURRENT BUDGET	CURRENT PERIOD	YEAR TO DATE ACTUAL	% OF BUDGET	BUDGET BALANCE
<u>REVENUE SUMMARY</u>					
5100-TAXES	1,922,375.00	248,672.02	1,896,425.43	98.65	25,949.57
5400-TRANSFERS IN	37,254.00	0.00	0.00	0.00	37,254.00
5500-OTHER REVENUES	<u>4,000.00</u>	<u>844.48</u>	<u>3,443.76</u>	<u>86.09</u>	<u>556.24</u>
TOTAL REVENUES	<u>1,963,629.00</u>	<u>249,516.50</u>	<u>1,899,869.19</u>	<u>96.75</u>	<u>63,759.81</u>
<u>EXPENDITURE SUMMARY</u>					
24-2003 CO ISSUE	<u>1,830,765.00</u>	<u>1,451,193.87</u>	<u>1,450,436.57</u>	<u>79.23</u>	<u>380,328.43</u>
TOTAL EXPENDITURES	<u>1,830,765.00</u>	<u>1,451,193.87</u>	<u>1,450,436.57</u>	<u>79.23</u>	<u>380,328.43</u>
REVENUES OVER/(UNDER) EXPENDITURES	132,864.00	(1,201,677.37)	449,432.62	(316,568.62)

TOWN OF SUNNYVALE
 REVENUE & EXPENSE REPORT (UNAUDITED)
 AS OF: FEBRUARY 28TH, 2022

24 -DEBT SERVICE-I&S FUND

41.67% OF FISCAL YEAR

REVENUES	CURRENT BUDGET	CURRENT PERIOD	YEAR TO DATE ACTUAL	% OF BUDGET	BUDGET BALANCE
<u>5100-TAXES</u>					
24-5111 CURRENT YEAR I & S TAXES	1,922,375.00	246,927.43	1,894,187.21	98.53	28,187.79
24-5120 P&I - TAXES	<u>0.00</u>	<u>1,744.59</u>	<u>2,238.22</u>	<u>0.00</u>	<u>(2,238.22)</u>
TOTAL 5100-TAXES	1,922,375.00	248,672.02	1,896,425.43	98.65	25,949.57
<u>5400-TRANSFERS IN</u>					
24-5413 TRANSFER IN FROM 4A	<u>37,254.00</u>	<u>0.00</u>	<u>0.00</u>	<u>0.00</u>	<u>37,254.00</u>
TOTAL 5400-TRANSFERS IN	37,254.00	0.00	0.00	0.00	37,254.00
<u>5500-OTHER REVENUES</u>					
24-5510 INTEREST EARNED	<u>4,000.00</u>	<u>844.48</u>	<u>3,443.76</u>	<u>86.09</u>	<u>556.24</u>
TOTAL 5500-OTHER REVENUES	4,000.00	844.48	3,443.76	86.09	556.24
TOTAL REVENUES	<u>1,963,629.00</u>	<u>249,516.50</u>	<u>1,899,869.19</u>	<u>96.75</u>	<u>63,759.81</u>

TOWN OF SUNNYVALE
 REVENUE & EXPENSE REPORT (UNAUDITED)
 AS OF: FEBRUARY 28TH, 2022

24 -DEBT SERVICE-I&S FUND
 24-2003 CO ISSUE

41.67% OF FISCAL YEAR

DEPARTMENTAL EXPENDITURES	CURRENT BUDGET	CURRENT PERIOD	YEAR TO DATE ACTUAL	% OF BUDGET	BUDGET BALANCE
<u>LABOR AND BENEFITS</u>					
<u>TRAINING/DUES/SUBSCRIPT</u>					
<u>CAPITAL OUTLAYS & PROJEC</u>					
<u>REVENUE BONDS</u>					
24-624-8116 BOND PRINCIPAL - 2011 CO	150,000.00	150,000.00	150,000.00	100.00	0.00
24-624-8117 BOND PRINCIPAL - 2013 CO	200,000.00	200,000.00	200,000.00	100.00	0.00
24-624-8119 BOND PRINCIPAL - 2017 CO	185,000.00	185,000.00	185,000.00	100.00	0.00
24-624-8120 TAX NOTE PRINCIPAL - 2019	520,000.00	520,000.00	520,000.00	100.00	0.00
24-624-8122 BOND PRINCIPAL - 2020 CO	20,000.00	20,000.00	20,000.00	100.00	0.00
24-624-8156 BOND INTEREST - 2011 CO	52,700.00	27,475.00	27,475.00	52.13	25,225.00
24-624-8158 BOND INTEREST - 2013 CO	45,000.00	15,208.87	15,208.87	33.80	29,791.13
24-624-8160 BOND INTEREST - 2017 CO	133,075.00	67,925.00	67,925.00	51.04	65,150.00
24-624-8161 TAX NOTE INTEREST - 2019	43,740.00	24,210.00	24,210.00	55.35	19,530.00
24-624-8162 BOND INTEREST - 2019 CO	217,350.00	108,675.00	108,675.00	50.00	108,675.00
24-624-8163 BOND INTEREST - 2020	263,900.00	132,100.00	132,100.00	50.06	131,800.00
24-624-8189 COST OF CO ISSUANCE	0.00	0.00	(757.30)	0.00	757.30
24-624-8190 PAYING AGENT FEES	0.00	600.00	600.00	0.00	(600.00)
TOTAL REVENUE BONDS	1,830,765.00	1,451,193.87	1,450,436.57	79.23	380,328.43
TOTAL 24-2003 CO ISSUE	1,830,765.00	1,451,193.87	1,450,436.57	79.23	380,328.43
TOTAL EXPENDITURES	1,830,765.00	1,451,193.87	1,450,436.57	79.23	380,328.43
REVENUES OVER/(UNDER) EXPENDITURES	132,864.00	(1,201,677.37)	449,432.62		(316,568.62)

TOWN OF SUNNYVALE
 REVENUE & EXPENSE REPORT (UNAUDITED)
 AS OF: FEBRUARY 28TH, 2022

25 -ROADWAY IMPACT FUND
 FINANCIAL SUMMARY

41.67% OF FISCAL YEAR

	CURRENT BUDGET	CURRENT PERIOD	YEAR TO DATE ACTUAL	% OF BUDGET	BUDGET BALANCE
<u>REVENUE SUMMARY</u>					
5100-TAXES	10,000.00	868.96	4,680.15	46.80	5,319.85
5300-PERMITS, FEES & FINE	<u>252,130.00</u>	<u>56,463.94</u>	<u>235,248.26</u>	<u>93.30</u>	<u>16,881.74</u>
TOTAL REVENUES	<u>262,130.00</u>	<u>57,332.90</u>	<u>239,928.41</u>	<u>91.53</u>	<u>22,201.59</u>
<u>EXPENDITURE SUMMARY</u>					
25-ROADWAY IMPACT FUND	<u>1,168,149.00</u>	<u>8,608.85</u>	<u>568,417.63</u>	<u>48.66</u>	<u>599,731.37</u>
TOTAL EXPENDITURES	<u>1,168,149.00</u>	<u>8,608.85</u>	<u>568,417.63</u>	<u>48.66</u>	<u>599,731.37</u>
REVENUES OVER/(UNDER) EXPENDITURES	(906,019.00)	48,724.05	(328,489.22)		(577,529.78)

TOWN OF SUNNYVALE
 REVENUE & EXPENSE REPORT (UNAUDITED)
 AS OF: FEBRUARY 28TH, 2022

25 -ROADWAY IMPACT FUND

41.67% OF FISCAL YEAR

REVENUES	CURRENT BUDGET	CURRENT PERIOD	YEAR TO DATE ACTUAL	% OF BUDGET	BUDGET BALANCE
<u>5100-TAXES</u>					
25-5125 INTEREST INCOME	<u>10,000.00</u>	<u>868.96</u>	<u>4,680.15</u>	<u>46.80</u>	<u>5,319.85</u>
TOTAL 5100-TAXES	10,000.00	868.96	4,680.15	46.80	5,319.85
<u>5300-PERMITS, FEES & FINE</u>					
25-5323 ROADWAY IMPACT FEES	<u>252,130.00</u>	<u>56,463.94</u>	<u>235,248.26</u>	<u>93.30</u>	<u>16,881.74</u>
TOTAL 5300-PERMITS, FEES & FINE	252,130.00	56,463.94	235,248.26	93.30	16,881.74
<hr/>					
TOTAL REVENUES	<u>262,130.00</u>	<u>57,332.90</u>	<u>239,928.41</u>	<u>91.53</u>	<u>22,201.59</u>

TOWN OF SUNNYVALE
 REVENUE & EXPENSE REPORT (UNAUDITED)
 AS OF: FEBRUARY 28TH, 2022

25 -ROADWAY IMPACT FUND
 25-ROADWAY IMPACT FUND

41.67% OF FISCAL YEAR

DEPARTMENTAL EXPENDITURES	CURRENT BUDGET	CURRENT PERIOD	YEAR TO DATE ACTUAL	% OF BUDGET	BUDGET BALANCE
<u>CONTRACTUAL SERVICES</u>					
<u>CAPITAL OUTLAYS & PROJEC</u>					
25-625-6705 CAPITAL PROJECTS	<u>1,168,149.00</u>	<u>8,608.85</u>	<u>568,417.63</u>	<u>48.66</u>	<u>599,731.37</u>
TOTAL CAPITAL OUTLAYS & PROJEC	1,168,149.00	8,608.85	568,417.63	48.66	599,731.37
<hr/>					
TOTAL 25-ROADWAY IMPACT FUND	1,168,149.00	8,608.85	568,417.63	48.66	599,731.37
<hr/>					
TOTAL EXPENDITURES	<u>1,168,149.00</u>	<u>8,608.85</u>	<u>568,417.63</u>	<u>48.66</u>	<u>599,731.37</u>
<hr/>					
REVENUES OVER/(UNDER) EXPENDITURES	(906,019.00)	48,724.05	(328,489.22)		(577,529.78)

TOWN OF SUNNYVALE
 REVENUE & EXPENSE REPORT (UNAUDITED)
 AS OF: FEBRUARY 28TH, 2022

28 -WATER/SEWER IMPACT FUNDS
 FINANCIAL SUMMARY

41.67% OF FISCAL YEAR

	CURRENT BUDGET	CURRENT PERIOD	YEAR TO DATE ACTUAL	% OF BUDGET	BUDGET BALANCE
<u>REVENUE SUMMARY</u>					
5500-OTHER REVENUES	<u>311,355.00</u>	<u>43,545.44</u>	<u>222,649.68</u>	<u>71.51</u>	<u>88,705.32</u>
TOTAL REVENUES	<u>311,355.00</u>	<u>43,545.44</u>	<u>222,649.68</u>	<u>71.51</u>	<u>88,705.32</u>
<u>EXPENDITURE SUMMARY</u>					
28-WATER AVAILABILITY DEP	<u>230,525.00</u>	<u>172,466.08</u>	<u>176,468.16</u>	<u>76.55</u>	<u>54,056.84</u>
TOTAL EXPENDITURES	<u>230,525.00</u>	<u>172,466.08</u>	<u>176,468.16</u>	<u>76.55</u>	<u>54,056.84</u>
REVENUES OVER/(UNDER) EXPENDITURES	80,830.00 (128,920.64)	46,181.52		34,648.48

TOWN OF SUNNYVALE
 REVENUE & EXPENSE REPORT (UNAUDITED)
 AS OF: FEBRUARY 28TH, 2022

28 -WATER/SEWER IMPACT FUNDS

41.67% OF FISCAL YEAR

REVENUES	CURRENT BUDGET	CURRENT PERIOD	YEAR TO DATE ACTUAL	% OF BUDGET	BUDGET BALANCE
<hr/>					
<u>5400-TRANSFERS IN</u>					
<hr/>					
<u>5500-OTHER REVENUES</u>					
28-5510 INTEREST EARNED WATER	8,250.00	1,029.00	5,578.37	67.62	2,671.63
28-5511 INTEREST EARNED SEWER	3,000.00	411.94	2,167.81	72.26	832.19
28-5525 SEWER IMPACT FEES	44,935.00	10,981.50	36,050.50	80.23	8,884.50
28-5530 WATER AVAILABILITY FEES	<u>255,170.00</u>	<u>31,123.00</u>	<u>178,853.00</u>	<u>70.09</u>	<u>76,317.00</u>
TOTAL 5500-OTHER REVENUES	311,355.00	43,545.44	222,649.68	71.51	88,705.32
<hr/>					
TOTAL REVENUES	311,355.00	43,545.44	222,649.68	71.51	88,705.32
	=====	=====	=====	=====	=====

TOWN OF SUNNYVALE
REVENUE & EXPENSE REPORT (UNAUDITED)
AS OF: FEBRUARY 28TH, 2022

28 -WATER/SEWER IMPACT FUNDS
28-WATER AVAILABILITY DEP

41.67% OF FISCAL YEAR

DEPARTMENTAL EXPENDITURES	CURRENT BUDGET	CURRENT PERIOD	YEAR TO DATE ACTUAL	% OF BUDGET	BUDGET BALANCE
<u>CAPITAL OUTLAYS & PROJEC</u>					
28-628-6741 PLANNING SERVICES	25,000.00	0.00	0.00	0.00	25,000.00
28-628-6742 TRANSRER TO LEDGER 23 BOND PR	160,000.00	160,000.00	160,000.00	100.00	0.00
28-628-6743 TRANSFER TO LEDGER 23 BOND INT	33,525.00	11,465.56	11,465.56	34.20	22,059.44
28-628-6890 OTHER MISCELLANEOUS EXPENSE	<u>12,000.00</u>	<u>1,000.52</u>	<u>5,002.60</u>	<u>41.69</u>	<u>6,997.40</u>
TOTAL CAPITAL OUTLAYS & PROJEC	230,525.00	172,466.08	176,468.16	76.55	54,056.84
<u>MARKETING & INCENTIVES</u>					
TOTAL 28-WATER AVAILABILITY DEP	230,525.00	172,466.08	176,468.16	76.55	54,056.84
TOTAL EXPENDITURES	<u>230,525.00</u>	<u>172,466.08</u>	<u>176,468.16</u>	<u>76.55</u>	<u>54,056.84</u>
REVENUES OVER/(UNDER) EXPENDITURES	80,830.00 (128,920.64)	46,181.52		34,648.48

TOWN OF SUNNYVALE
REVENUE & EXPENSE REPORT (UNAUDITED)
AS OF: FEBRUARY 28TH, 2022

72 -GF BOND CIP PROJECTS
FINANCIAL SUMMARY

41.67% OF FISCAL YEAR

	CURRENT BUDGET	CURRENT PERIOD	YEAR TO DATE ACTUAL	% OF BUDGET	BUDGET BALANCE
<u>REVENUE SUMMARY</u>					
5100-TAXES	<u>9,000.00</u>	<u>126.50</u>	<u>716.10</u>	<u>7.96</u>	<u>8,283.90</u>
TOTAL REVENUES	<u>9,000.00</u>	<u>126.50</u>	<u>716.10</u>	<u>7.96</u>	<u>8,283.90</u>
<u>EXPENDITURE SUMMARY</u>					
72-CAPITAL PROJECTS	<u>16,719,999.00</u>	<u>1,213,498.77</u>	<u>2,071,970.09</u>	<u>12.39</u>	<u>14,648,028.91</u>
TOTAL EXPENDITURES	<u>16,719,999.00</u>	<u>1,213,498.77</u>	<u>2,071,970.09</u>	<u>12.39</u>	<u>14,648,028.91</u>
REVENUES OVER/(UNDER) EXPENDITURES	(16,710,999.00)	(1,213,372.27)	(2,071,253.99)		(14,639,745.01)

TOWN OF SUNNYVALE
 REVENUE & EXPENSE REPORT (UNAUDITED)
 AS OF: FEBRUARY 28TH, 2022

72 -GF BOND CIP PROJECTS

41.67% OF FISCAL YEAR

REVENUES	CURRENT BUDGET	CURRENT PERIOD	YEAR TO DATE ACTUAL	% OF BUDGET	BUDGET BALANCE
<hr/>					
<u>5100-TAXES</u>					
72-5100 INTEREST - TEXSTAR 2017 CO	1,000.00	0.00	0.00	0.00	1,000.00
72-5106 INTEREST - TEXSTAR 2019 CO	3,000.00	45.69	258.72	8.62	2,741.28
72-5107 INTEREST - TEXSTAR 2020 CO	<u>5,000.00</u>	<u>80.81</u>	<u>457.38</u>	<u>9.15</u>	<u>4,542.62</u>
TOTAL 5100-TAXES	9,000.00	126.50	716.10	7.96	8,283.90
<u>5200-CHARGES FOR SERVICES</u>	<hr/>	<hr/>	<hr/>	<hr/>	<hr/>
<u>5300-PERMITS, FEES & FINE</u>	<hr/>	<hr/>	<hr/>	<hr/>	<hr/>
<u>5500-OTHER REVENUES</u>	<hr/>	<hr/>	<hr/>	<hr/>	<hr/>
<hr/>					
TOTAL REVENUES	9,000.00	126.50	716.10	7.96	8,283.90
	=====	=====	=====	=====	=====

TOWN OF SUNNYVALE
REVENUE & EXPENSE REPORT (UNAUDITED)
AS OF: FEBRUARY 28TH, 2022

72 -GF BOND CIP PROJECTS
72-CAPITAL PROJECTS

41.67% OF FISCAL YEAR

DEPARTMENTAL EXPENDITURES	CURRENT BUDGET	CURRENT PERIOD	YEAR TO DATE ACTUAL	% OF BUDGET	BUDGET BALANCE
<u>LABOR AND BENEFITS</u>					
<u>CAPITAL OUTLAYS & PROJEC</u>					
72-672-6705 2020 CO - TBD CAPITAL PROJECTS	1,129,000.00	0.00	120,554.00	10.68	1,008,446.00
72-672-6706 2019 CO - DRAINAGE IMPROVEMENT	5,691,441.00	393,091.11	394,291.11	6.93	5,297,149.89
72-672-6707 2020 CO - FIRE STATION	5,334,558.00	757,400.21	834,469.60	15.64	4,500,088.40
72-672-6708 2020 CO - SEWER LINES	2,610,211.00	63,007.45	722,655.38	27.69	1,887,555.62
72-672-6709 2020 CO - ROAD RECONSTRUCTION	500,000.00	0.00	0.00	0.00	500,000.00
72-672-6714 2019 TN - PUBLIC SAFETY	<u>1,454,789.00</u>	<u>0.00</u>	<u>0.00</u>	<u>0.00</u>	<u>1,454,789.00</u>
TOTAL CAPITAL OUTLAYS & PROJEC	16,719,999.00	1,213,498.77	2,071,970.09	12.39	14,648,028.91
TOTAL 72-CAPITAL PROJECTS	16,719,999.00	1,213,498.77	2,071,970.09	12.39	14,648,028.91
TOTAL EXPENDITURES	<u>16,719,999.00</u>	<u>1,213,498.77</u>	<u>2,071,970.09</u>	<u>12.39</u>	<u>14,648,028.91</u>
REVENUES OVER/(UNDER) EXPENDITURES	(16,710,999.00)	(1,213,372.27)	(2,071,253.99)		(14,639,745.01)

TOWN OF SUNNYVALE
REVENUE & EXPENSE REPORT (UNAUDITED)
AS OF: FEBRUARY 28TH, 2022

92 -4B SALES TAX CORPORATION
FINANCIAL SUMMARY

41.67% OF FISCAL YEAR

	CURRENT BUDGET	CURRENT PERIOD	YEAR TO DATE ACTUAL	% OF BUDGET	BUDGET BALANCE
<u>REVENUE SUMMARY</u>					
5100-TAXES	850,000.00	131,010.34	493,830.59	58.10	356,169.41
5500-OTHER REVENUES	<u>7,300.00</u>	<u>751.39</u>	<u>4,046.94</u>	<u>55.44</u>	<u>3,253.06</u>
TOTAL REVENUES	<u>857,300.00</u>	<u>131,761.73</u>	<u>497,877.53</u>	<u>58.08</u>	<u>359,422.47</u>
<u>EXPENDITURE SUMMARY</u>					
92-4B SALES TAX CORPORATI	<u>1,920,589.00</u>	<u>44,484.81</u>	<u>394,985.25</u>	<u>20.57</u>	<u>1,525,603.75</u>
TOTAL EXPENDITURES	<u>1,920,589.00</u>	<u>44,484.81</u>	<u>394,985.25</u>	<u>20.57</u>	<u>1,525,603.75</u>
REVENUES OVER/(UNDER) EXPENDITURES	(1,063,289.00)	87,276.92	102,892.28		(1,166,181.28)

TOWN OF SUNNYVALE
 REVENUE & EXPENSE REPORT (UNAUDITED)
 AS OF: FEBRUARY 28TH, 2022

92 -4B SALES TAX CORPORATION

41.67% OF FISCAL YEAR

REVENUES	CURRENT BUDGET	CURRENT PERIOD	YEAR TO DATE ACTUAL	% OF BUDGET	BUDGET BALANCE
<hr/>					
<u>5100-TAXES</u>					
92-5140 SALES TAX RECEIPTS	<u>850,000.00</u>	<u>131,010.34</u>	<u>493,830.59</u>	<u>58.10</u>	<u>356,169.41</u>
TOTAL 5100-TAXES	850,000.00	131,010.34	493,830.59	58.10	356,169.41
<u>5400-TRANSFERS IN</u>					
<u>5500-OTHER REVENUES</u>					
92-5510 INTEREST EARNED	<u>7,300.00</u>	<u>751.39</u>	<u>4,046.94</u>	<u>55.44</u>	<u>3,253.06</u>
TOTAL 5500-OTHER REVENUES	7,300.00	751.39	4,046.94	55.44	3,253.06
<hr/>					
TOTAL REVENUES	857,300.00	131,761.73	497,877.53	58.08	359,422.47
	=====	=====	=====	=====	=====

TOWN OF SUNNYVALE
REVENUE & EXPENSE REPORT (UNAUDITED)
AS OF: FEBRUARY 28TH, 2022

92 -4B SALES TAX CORPORATION
92-4B SALES TAX CORPORATI

41.67% OF FISCAL YEAR

DEPARTMENTAL EXPENDITURES	CURRENT BUDGET	CURRENT PERIOD	YEAR TO DATE ACTUAL	% OF BUDGET	BUDGET BALANCE
<u>LABOR AND BENEFITS</u>					
92-692-6000 WAGES & SALARIES	113,350.00	7,503.08	39,925.65	35.22	73,424.35
92-692-6002 TMRS	12,550.00	960.36	5,146.53	41.01	7,403.47
92-692-6004 PAYROLL TAXES	9,600.00	599.40	3,178.76	33.11	6,421.24
92-692-6005 EMPLOYEE INSURANCE	7,850.00	23.88	3,335.14	42.49	4,514.86
92-692-6009 CAR/MILEAGE ALLOWANCE	<u>6,000.00</u>	<u>500.00</u>	<u>2,500.00</u>	<u>41.67</u>	<u>3,500.00</u>
TOTAL LABOR AND BENEFITS	149,350.00	9,586.72	54,086.08	36.21	95,263.92
<u>SUPPLIES AND MATERIALS</u>					
<u>CONTRACTUAL SERVICES</u>					
92-692-6370 MAINTENANCE AT FOUR CORNERS	13,000.00	807.91	4,039.55	31.07	8,960.45
92-692-6371 PROMOTIONAL SERVICES	85,000.00	0.00	9,083.00	10.69	75,917.00
92-692-6377 PARK MAINTENANCE	<u>80,000.00</u>	<u>0.00</u>	<u>11,102.24</u>	<u>13.88</u>	<u>68,897.76</u>
TOTAL CONTRACTUAL SERVICES	178,000.00	807.91	24,224.79	13.61	153,775.21
<u>TRAINING/DUES/SUBSCRIPT</u>					
92-692-6512 GENERAL OFFICE SUPPLIES	3,000.00	0.00	0.00	0.00	3,000.00
92-692-6513 DUES, SUBSCRIPTIONS, MEMBERSHI	<u>11,500.00</u>	<u>304.06</u>	<u>304.06</u>	<u>2.64</u>	<u>11,195.94</u>
TOTAL TRAINING/DUES/SUBSCRIPT	14,500.00	304.06	304.06	2.10	14,195.94
<u>CAPITAL OUTLAYS & PROJEC</u>					
92-692-6742 PLANNING	91,345.00	3,786.12	30,085.12	32.94	61,259.88
92-692-6751 LEGAL SERVICES	15,000.00	0.00	0.00	0.00	15,000.00
92-692-6830 OUTSIDE TRAINING EXPENSE	3,000.00	0.00	467.00	15.57	2,533.00
92-692-6890 OTHER MISCELLANEOUS EXPENSE	2,000.00	0.00	288.72	14.44	1,711.28
92-692-6891 TRANSFERS OUT INDIRECT COSTS	<u>222,524.00</u>	<u>0.00</u>	<u>222,524.00</u>	<u>100.00</u>	<u>0.00</u>
TOTAL CAPITAL OUTLAYS & PROJEC	333,869.00	3,786.12	253,364.84	75.89	80,504.16
<u>CAPITAL-BUILDING IMPROVEM</u>					
<u>CAPITAL-TOWN IMPROVEMENT</u>					
92-692-9210 INCENTIVES	628,456.00	30,000.00	30,000.00	4.77	598,456.00
92-692-9211 TOWN BEAUTIFICATION	50,000.00	0.00	0.00	0.00	50,000.00
92-692-9213 PARKS AND TRAILS	<u>64,591.00</u>	<u>0.00</u>	<u>5,365.48</u>	<u>8.31</u>	<u>59,225.52</u>
TOTAL CAPITAL-TOWN IMPROVEMENT	743,047.00	30,000.00	35,365.48	4.76	707,681.52
<u>MARKETING & INCENTIVES</u>					
<u>CAPITAL IMPROVEMENTS</u>					
<u>CAPITAL-PARK/REC IMPROVEM</u>					
92-692-9729 GLAZER PARK IMPROVEMENTS	486,823.00	0.00	27,400.00	5.63	459,423.00
92-692-9730 REGIONAL RAILS TO TRAILS	<u>15,000.00</u>	<u>0.00</u>	<u>240.00</u>	<u>1.60</u>	<u>14,760.00</u>
TOTAL CAPITAL-PARK/REC IMPROVEM	501,823.00	0.00	27,640.00	5.51	474,183.00
TOTAL 92-4B SALES TAX CORPORATI	1,920,589.00	44,484.81	394,985.25	20.57	1,525,603.75

TOWN OF SUNNYVALE
REVENUE & EXPENSE REPORT (UNAUDITED)
AS OF: FEBRUARY 28TH, 2022

92 -4B SALES TAX CORPORATION
92-4B SALES TAX CORPORATI

41.67% OF FISCAL YEAR

DEPARTMENTAL EXPENDITURES	CURRENT BUDGET	CURRENT PERIOD	YEAR TO DATE ACTUAL	% OF BUDGET	BUDGET BALANCE
TOTAL EXPENDITURES	1,920,589.00	44,484.81	394,985.25	20.57	1,525,603.75
REVENUES OVER/(UNDER) EXPENDITURES	(1,063,289.00)	87,276.92	102,892.28		(1,166,181.28)

TOWN OF SUNNYVALE
 REVENUE & EXPENSE REPORT (UNAUDITED)
 AS OF: FEBRUARY 28TH, 2022

93 -HOMESTEAD AMENITIES FUND
 FINANCIAL SUMMARY

41.67% OF FISCAL YEAR

	CURRENT BUDGET	CURRENT PERIOD	YEAR TO DATE ACTUAL	% OF BUDGET	BUDGET BALANCE
<u>REVENUE SUMMARY</u>					
5500-OTHER REVENUES	<u>2,400.00</u>	<u>196.17</u>	<u>1,056.55</u>	<u>44.02</u>	<u>1,343.45</u>
TOTAL REVENUES	<u>2,400.00</u>	<u>196.17</u>	<u>1,056.55</u>	<u>44.02</u>	<u>1,343.45</u>
<u>EXPENDITURE SUMMARY</u>					
93-HOMESTEAD AMMENITIES	<u>342,323.00</u>	<u>0.00</u>	<u>0.00</u>	<u>0.00</u>	<u>342,323.00</u>
TOTAL EXPENDITURES	<u>342,323.00</u>	<u>0.00</u>	<u>0.00</u>	<u>0.00</u>	<u>342,323.00</u>
REVENUES OVER/(UNDER) EXPENDITURES	(339,923.00)	196.17	1,056.55	(340,979.55)	

TOWN OF SUNNYVALE
REVENUE & EXPENSE REPORT (UNAUDITED)
AS OF: FEBRUARY 28TH, 2022

93 -HOMESTEAD AMENITIES FUND

41.67% OF FISCAL YEAR

REVENUES	CURRENT BUDGET	CURRENT PERIOD	YEAR TO DATE ACTUAL	% OF BUDGET	BUDGET BALANCE
<hr/>					
<u>5500-OTHER REVENUES</u>					
93-5510 INTEREST EARNED	<u>2,400.00</u>	<u>196.17</u>	<u>1,056.55</u>	<u>44.02</u>	<u>1,343.45</u>
TOTAL 5500-OTHER REVENUES	2,400.00	196.17	1,056.55	44.02	1,343.45
<hr/>					
TOTAL REVENUES	2,400.00	196.17	1,056.55	44.02	1,343.45
	=====	=====	=====	=====	=====

TOWN OF SUNNYVALE
 REVENUE & EXPENSE REPORT (UNAUDITED)
 AS OF: FEBRUARY 28TH, 2022

93 -HOMESTEAD AMENITIES FUND
 93-HOMESTEAD AMMENITIES

41.67% OF FISCAL YEAR

DEPARTMENTAL EXPENDITURES	CURRENT BUDGET	CURRENT PERIOD	YEAR TO DATE ACTUAL	% OF BUDGET	BUDGET BALANCE
<hr/>					
<u>CAPITAL OUTLAYS & PROJEC</u>					
93-693-6710 ROAD CAPITAL PROJECTS	<u>342,323.00</u>	<u>0.00</u>	<u>0.00</u>	<u>0.00</u>	<u>342,323.00</u>
TOTAL CAPITAL OUTLAYS & PROJEC	342,323.00	0.00	0.00	0.00	342,323.00
<hr/>					
TOTAL 93-HOMESTEAD AMMENITIES	342,323.00	0.00	0.00	0.00	342,323.00
<hr/>					
TOTAL EXPENDITURES	<u>342,323.00</u>	<u>0.00</u>	<u>0.00</u>	<u>0.00</u>	<u>342,323.00</u>
<hr/>					
REVENUES OVER/(UNDER) EXPENDITURES	(339,923.00)	196.17	1,056.55	(340,979.55)

TOWN OF SUNNYVALE
REVENUE & EXPENSE REPORT (UNAUDITED)
AS OF: FEBRUARY 28TH, 2022

97 -SPECIAL REVENUE
FINANCIAL SUMMARY

41.67% OF FISCAL YEAR

	CURRENT BUDGET	CURRENT PERIOD	YEAR TO DATE ACTUAL	% OF BUDGET	BUDGET BALANCE
<u>REVENUE SUMMARY</u>					
5000-FRANCHISE FEES	0.00	6,640.00	9,289.87	0.00 (9,289.87)
5400-TRANSFERS IN	26,140.00	634.61	2,540.11	9.72	23,599.89
5500-OTHER REVENUES	<u>1,700.00</u>	<u>0.00</u>	<u>0.00</u>	<u>0.00</u>	<u>1,700.00</u>
TOTAL REVENUES	27,840.00	7,274.61	11,829.98	42.49	16,010.02
	=====	=====	=====	=====	=====
<u>EXPENDITURE SUMMARY</u>					
97-SPECIAL REVENUE	<u>995,736.00</u>	<u>83,651.40</u>	<u>97,766.98</u>	<u>9.82</u>	<u>897,969.02</u>
TOTAL EXPENDITURES	995,736.00	83,651.40	97,766.98	9.82	897,969.02
	=====	=====	=====	=====	=====
REVENUES OVER/(UNDER) EXPENDITURES	(967,896.00)	(76,376.79)	(85,937.00)		(881,959.00)

TOWN OF SUNNYVALE
 REVENUE & EXPENSE REPORT (UNAUDITED)
 AS OF: FEBRUARY 28TH, 2022

97 -SPECIAL REVENUE

41.67% OF FISCAL YEAR

REVENUES	CURRENT BUDGET	CURRENT PERIOD	YEAR TO DATE ACTUAL	% OF BUDGET	BUDGET BALANCE
<u>5000-FRANCHISE FEES</u>					
97-5001 DONATIONS - POLICE	0.00	6,640.00	6,640.00	0.00 (6,640.00)
97-5002 DONATIONS - ANIMAL CONTROL	0.00	0.00	1,175.87	0.00 (1,175.87)
97-5003 DONATIONS - LIBRARY	0.00	0.00	224.00	0.00 (224.00)
97-5004 DONATIONS - SPECIAL EVENTS	<u>0.00</u>	<u>0.00</u>	<u>1,250.00</u>	<u>0.00 (</u>	<u>1,250.00)</u>
TOTAL 5000-FRANCHISE FEES	0.00	6,640.00	9,289.87	0.00 (9,289.87)
<u>5100-TAXES</u>					
<u>5200-CHARGES FOR SERVICES</u>					
<u>5300-PERMITS, FEES & FINE</u>					
<u>5400-TRANSFERS IN</u>					
97-5400 COLLECTIONS - COURT TECHNOLOGY	2,000.00	0.00	0.00	0.00	2,000.00
97-5401 COLLECTIONS - CHILD SAFETY FEE	5,000.00	634.61	2,540.11	50.80	2,459.89
97-5402 COLLECTIONS - MUNI JURY FUND	140.00	0.00	0.00	0.00	140.00
97-5403 COLLECTIONS - MUNI BLDG SEC	6,500.00	0.00	0.00	0.00	6,500.00
97-5404 COLLECTIONS - MUNI TECHNOLOGY	5,500.00	0.00	0.00	0.00	5,500.00
97-5405 COLLECTIONS - TRUANCY PREVENT	<u>7,000.00</u>	<u>0.00</u>	<u>0.00</u>	<u>0.00</u>	<u>7,000.00</u>
TOTAL 5400-TRANSFERS IN	26,140.00	634.61	2,540.11	9.72	23,599.89
<u>5500-OTHER REVENUES</u>					
97-5500 COLLECTIONS - COURT SECURITY	<u>1,700.00</u>	<u>0.00</u>	<u>0.00</u>	<u>0.00</u>	<u>1,700.00</u>
TOTAL 5500-OTHER REVENUES	1,700.00	0.00	0.00	0.00	1,700.00
TOTAL REVENUES	27,840.00	7,274.61	11,829.98	42.49	16,010.02

TOWN OF SUNNYVALE
 REVENUE & EXPENSE REPORT (UNAUDITED)
 AS OF: FEBRUARY 28TH, 2022

97 -SPECIAL REVENUE
 97-SPECIAL REVENUE

41.67% OF FISCAL YEAR

DEPARTMENTAL EXPENDITURES	CURRENT BUDGET	CURRENT PERIOD	YEAR TO DATE ACTUAL	% OF BUDGET	BUDGET BALANCE
<u>LABOR AND BENEFITS</u>					
97-697-6001 EXPENSES - FIRE DEPARTMENT	9,695.00	0.00	0.00	0.00	9,695.00
97-697-6002 EXPENSES - ANIMAL CONTROL	11,023.00	0.00	1,034.00	9.38	9,989.00
97-697-6008 ARP FUND EXPENSES	<u>847,552.00</u>	<u>77,011.40</u>	<u>89,151.40</u>	<u>10.52</u>	<u>758,400.60</u>
TOTAL LABOR AND BENEFITS	868,270.00	77,011.40	90,185.40	10.39	778,084.60
<u>SUPPLIES AND MATERIALS</u>					
97-697-6200 EXPENSES - TREE MITIGATOPM	<u>50,060.00</u>	<u>0.00</u>	<u>0.00</u>	<u>0.00</u>	<u>50,060.00</u>
TOTAL SUPPLIES AND MATERIALS	50,060.00	0.00	0.00	0.00	50,060.00
<u>CONTRACTUAL SERVICES</u>					
97-697-6300 EXPENSES - LIBRARY	623.00	0.00	0.00	0.00	623.00
97-697-6400 EXPENSES - COURT TECHNOLOGY	4,254.00	0.00	400.00	9.40	3,854.00
97-697-6401 EXPENSES - TRUANCY PREVENT	14,873.00	0.00	0.00	0.00	14,873.00
97-697-6402 EXPENSES - MUNI JURY FUND	297.00	0.00	0.00	0.00	297.00
97-697-6403 EXPENSES - MUNI BLDG SECURE	14,216.00	0.00	141.58	1.00	14,074.42
97-697-6404 EXPENSES - MUNI TECHNOLOGY	<u>11,799.00</u>	<u>0.00</u>	<u>0.00</u>	<u>0.00</u>	<u>11,799.00</u>
TOTAL CONTRACTUAL SERVICES	46,062.00	0.00	541.58	1.18	45,520.42
<u>TRAINING/DUES/SUBSCRIPT</u>					
97-697-6500 EXPENSES - COURT SECURITY	8,512.00	0.00	0.00	0.00	8,512.00
97-697-6501 EXPENSES - CHILD SAFETY FEES	20,345.00	0.00	0.00	0.00	20,345.00
97-697-6600 EXPENSES - SPECIAL EVENTS	<u>2,000.00</u>	<u>0.00</u>	<u>400.00</u>	<u>20.00</u>	<u>1,600.00</u>
TOTAL TRAINING/DUES/SUBSCRIPT	30,857.00	0.00	400.00	1.30	30,457.00
<u>CAPITAL OUTLAYS & PROJEC</u>					
97-697-6700 EXPENSES - SUNNYVALE POLICE	<u>487.00</u>	<u>6,640.00</u>	<u>6,640.00</u>	<u>1,363.45</u>	<u>(6,153.00)</u>
TOTAL CAPITAL OUTLAYS & PROJEC	487.00	6,640.00	6,640.00	1,363.45	(6,153.00)
<hr/>					
TOTAL 97-SPECIAL REVENUE	995,736.00	83,651.40	97,766.98	9.82	897,969.02
<hr/>					
TOTAL EXPENDITURES	<u>995,736.00</u>	<u>83,651.40</u>	<u>97,766.98</u>	<u>9.82</u>	<u>897,969.02</u>
<hr/>					
REVENUES OVER/(UNDER) EXPENDITURES	(967,896.00)	(76,376.79)	(85,937.00)		(881,959.00)

TOWN OF SUNNYVALE
 REVENUE & EXPENSE REPORT (UNAUDITED)
 AS OF: FEBRUARY 28TH, 2022

98 -PEG CAPITAL ACCESS FUND
 FINANCIAL SUMMARY

41.67% OF FISCAL YEAR

	CURRENT BUDGET	CURRENT PERIOD	YEAR TO DATE ACTUAL	% OF BUDGET	BUDGET BALANCE
<u>REVENUE SUMMARY</u>					
5500-OTHER REVENUES	<u>500.00</u>	<u>40.44</u>	<u>217.82</u>	<u>43.56</u>	<u>282.18</u>
TOTAL REVENUES	<u>500.00</u>	<u>40.44</u>	<u>217.82</u>	<u>43.56</u>	<u>282.18</u>
<u>EXPENDITURE SUMMARY</u>					
98-PEG CAPITAL FEE	<u>70,000.00</u>	<u>0.00</u>	<u>0.00</u>	<u>0.00</u>	<u>70,000.00</u>
TOTAL EXPENDITURES	<u>70,000.00</u>	<u>0.00</u>	<u>0.00</u>	<u>0.00</u>	<u>70,000.00</u>
REVENUES OVER/(UNDER) EXPENDITURES	(69,500.00)	40.44	217.82	(69,717.82)	

TOWN OF SUNNYVALE
REVENUE & EXPENSE REPORT (UNAUDITED)
AS OF: FEBRUARY 28TH, 2022

98 -PEG CAPITAL ACCESS FUND

41.67% OF FISCAL YEAR

REVENUES	CURRENT BUDGET	CURRENT PERIOD	YEAR TO DATE ACTUAL	% OF BUDGET	BUDGET BALANCE
<hr/>					
<u>5000-FRANCHISE FEES</u>					
<u>5500-OTHER REVENUES</u>					
98-5510 INTEREST EARNED	<u>500.00</u>	<u>40.44</u>	<u>217.82</u>	<u>43.56</u>	<u>282.18</u>
TOTAL 5500-OTHER REVENUES	500.00	40.44	217.82	43.56	282.18
<hr/>					
TOTAL REVENUES	<u>500.00</u>	<u>40.44</u>	<u>217.82</u>	<u>43.56</u>	<u>282.18</u>
	=====	=====	=====	=====	=====

TOWN OF SUNNYVALE
 REVENUE & EXPENSE REPORT (UNAUDITED)
 AS OF: FEBRUARY 28TH, 2022

98 -PEG CAPITAL ACCESS FUND
 98-PEG CAPITAL FEE

41.67% OF FISCAL YEAR

DEPARTMENTAL EXPENDITURES	CURRENT BUDGET	CURRENT PERIOD	YEAR TO DATE ACTUAL	% OF BUDGET	BUDGET BALANCE
<u>LABOR AND BENEFITS</u>					
<u>CAPITAL OUTLAYS & PROJEC</u>					
98-698-6700 CAPITAL ITEMS - PEG STATION	70,000.00	0.00	0.00	0.00	70,000.00
TOTAL CAPITAL OUTLAYS & PROJEC	70,000.00	0.00	0.00	0.00	70,000.00
<hr/>					
TOTAL 98-PEG CAPITAL FEE	70,000.00	0.00	0.00	0.00	70,000.00
<hr/>					
TOTAL EXPENDITURES	70,000.00	0.00	0.00	0.00	70,000.00
<hr/>					
REVENUES OVER/(UNDER) EXPENDITURES	(69,500.00)	40.44	217.82	(69,717.82)